



STEEL[®]



MARKETPLACE

CONNECTING BUYERS & SELLERS IN THE FABRICATION AND METAL WORKING INDUSTRY

BAYKAL

APHS PRESS BRAKES



Hardened and Ground Tooling included

DELEM CNC CONTROL

Most reliable and easy to use touch screen controls (Netherlands) Available with either DA 66T or DA 69T (3D)

FRAMES

High quality steel ST-44-52 (German and French)
Thickest plate construction

ACCURATE PRECISE BENDING

Linear scales are Givi Misure (Italy), false frame for accurate ram position. High accuracy 0.0014"

SUPERIOR DESIGN

by NASTRAN Software, with ram sub plate, keyed cylinders, dual guided ram with rollers, pivoting ram pin connection



WESTWAY MACHINERY

Specialists In Metal Forming and Fabricating Machinery

www.westwaymachinery.com | sales@westwaymachinery.com | 025 835 9999



Tri-County

Saw Services Inc.

Band saw repair specialists

We service all makes and models of band saws and metal cutting machinery used by metal fabricators, steel manufacturers and machine shops across southern Ontario.

Services

- Emergency repairs
- Preventative maintenance
- 20-point machine inspection
- PLC software upgrades
- Operator and safety training
- Full Service Now Available In GTA

We also provide

- High performance band saw blades
- Custom-sized, welded band saw blades
- Machine coolant and lubricants
- Pre-fabricated and custom machine parts
- In stock or custom conveyors

Machinery Serviced

- Horizontal and vertical band saws
- Cold saws and Iron workers

(makes include: Hyd-Mech, DoAll, Kasto, Cosen, Behringer, Marvel, Bomar, Amada, Hem Saw)

Phone: 519-897-7292
Fax: 519-265-9331
office@ontariosawservice.com
www.ontariosawservice.com

MACHINERY

LISTING CONTACT:

SM - STEVENS MACHINERY, TORONTO (REXDALE), ON., PH: 866-798-3611
SALIT STEEL - SALIT STEEL, NIAGARA FALLS, ON., PH: 800-263-7110

BRAKES MANUAL

4' x 22 ga.	TENNSMITH, Bench Brake, new, stock	WM
4' x 22 ga.	TENNSMITH, Box and pan brake - new, stock	WM
4' x 16 ga.	TENNSMITH, Bench Brake - new, stock	WM
4' x 16 ga.	TENNSMITH, Box & Pan Brake, - new, stock	WM
4' x 12 ga.	TENNSMITH, Box & Pan Brake, new, stock	WM
6' x 16 ga.	TENNSMITH, Box and Pan Brake, new, stock	WM
6' x 12 ga.	SAMPSON, Box & Pan Brake, LD612U, new, stock	WM
8' x 18 ga.	TENNSMITH - Apron Brake, new, stock	WM
8' x 18 ga.	TENNSMITH, Hand Brake, Made In USA - Ready To Go!	SM
8' x 16 ga.	TENNSMITH - Apron Brake, new, stock	WM
8' x 16 ga.	TIN KNOCKER TK 816 Handbrake EMP	WM
8' x 12 ga.	SAMPSON, Apron Brake, - new, stock	WM
8' x 12 ga.	SAMPSON, Hydraulic, Box & Pan Brake, New	WM
10' x 18 ga.	TENNSMITH, Apron Brake New, stock	WM
10' x 16 ga.	TIN KNOCKER TK1016 Handbrake	EMP
10' x 16 ga.	JOUANEL - CNC Folder	EMP
10' x 16 ga.	TENNSMITH, Apron Brake New, Stock	SM
10' x 16 ga.	NATIONAL, New Hand Brake, 100% USA MADE	SM
10' x 16 ga.	TIN KNOCKER Floor Model Brakes	EMP
10' x 14 ga.	SAMPSON, Hydraulic Box & Pan, In Stock, New	SM
10' x 14 ga.	EMPRO Model V-1014-6, Manual Box & Pan Brake	EMP
10' x 14 ga.	BAILEIGH Pre-Owned, Hydraulic Box & Pan Brake	EMP

COIL HANDLING & FEEDING

UNCOILER	DURANT, 600 Lb, Manual, 10" Wide x 44" OD, 3 Keeper Arms, Manual Expansion	SM
UNCOILER	Littell Double Sided Stock Reel, 300 Lbs Each Side, 6.5" Wide x 46" OD, Manual, Keeper Arms	SM
UNCOILER	Littell 600 Lb Capacity, 10" Width x 44" OD Coil, Keeper Arms, 110 Volt Motor	SM
UNCOILER	LITTELL, 1400 Lb Capacity, 7-1/2" Width, 34" OD, Keeper Arms, 208/230/460 Volt Motor	SM
UNCOILER	COLT, 2,500 lbs x 10" Wide x 40" OD Coil, Keeper Arms, 1 Hp DC Motor, Variable Speed, 110 V	SM
UNCOILER	AMERICAN STEEL, 2,500 lbs x 18" Wide x 48" OD Coil, Keeper Arms, Drag Brake, Manual	SM
UNCOILER	K. VOGEL, 2,500 lbs x 18" Wide x 48" OD Coil, Keeper Arms, 1 Hp DC Motor, Var. Speed, 550 Volt	SM
CRADLE STRAIGHTENER	COOPER WEYMOUTH, A/C, 15,000 lbs, 62" OD x 18" W, 7 Roll, 15Hp, 230/460V	SM
Rapid Air	Feeds in Stock, RAPIDAIR, 2"-9" wide, New	WM
MECON	Servo feed/straightener, 48" wide, pre-owned	WM
COE	42" Power Straightener, Pre-Owned	WM
MECON	4" x 20,000 Lb. Coil Reel, motorized, Hyd Expansion, Coil Guard, Over arm, Pre-owned	WM
48-60" Duct	IPI Pre-Ductomatic Front-End Coil Line	EMP

DEBURRING & FINISHING MACHINES

BURRMASTER	Tube End Deburring Machines, Single & Double End, High Speed, NEW & USED	SM
CEMCO	Deburring Machine 37" Wide, Dry, Scotchbrite Drum, Smoothes Edges & Surface, Like New, 575V	SM
DOWNDRIFT TABLE	3' X 6', SOURCECETEC, SCT-36, 4,252 cfm, steel grates, water trays, 7.5 hp, 575 Volt	SM
WEBER	DEBURRING MACHINES - NEW - THE BEST MACHINES AND FINISH YOU CAN BUY!	SM
WEBER BUY	53" Wide, 2 Heads, Straight Grain & Edge Rounding, Vacuum Bed, 600V	SM
SOCO	Tube End Chamfering, 4" cap., new, stock	WM
TIMESAVER	37", Model 2111-13-00, Single head, wet, 2005, Pre-owned	WM

WM - WESTWAY MACHINERY, MISSISSAUGA, ON., PH: 905-803-9999
EMP- EMPIRE MACHINERY, WINNIPEG, MB., PH: 800-665-8089

DEBURRING & FINISHING MACHINES

APEX	37" EZ Sander, IN STOCK	EMP
APEX	25" 1000 Series Wide Deburring Machine	EMP

DRILLS & GRINDERS

BUFFALO	Floor Model Drill, # 18, # 3 MT, 1" Capacity, 12" x 12" Table, 1/2 Hp, 110 Volt	SM
BUFFALO	Floor Model Drill, # 18, # 3 MT, 1" Capacity, 14" x 14" Table, 1.5 Hp, 550 Volt	SM
ERLO	Geared Head, # 3 MT, TC-30, 1-3/16" Capacity, 16.5" x 15.75" Table, 2 Hp, 575 Volt	SM
SOLBERGA	Geared Head, # 4 MT, 5/8" Chuck & Arbor, Power Down Feed, 2 Speed Motor, 550 V	SM
MAGNETIC CHUCKS	6" X 12", 8" X 24", 15-3/4 OD - COME AND HAVE A LOOK!!	SM
6" x 18"	CHEVALIER, Manual Feeds, 19" Long, 7" Cross, Dust Collector Unit, 2 Hp, 575 Volt	SM
6" x 18"	EQUIPTOP, Manual Feeds, 19" Long, & 7" Cross Travel, 1-1/2 Hp, 575 Volt	SM
6" x 78"	HM, Model TAS 150, Angle, Belt, 5HP, 550V	SM
CHEVALIER	Pre-Owned Model FSG-1020AD Programmable Surface Grinder	EMP

IRON WORKERS

38 ton	FABMASTER, Punch, 12" throat, New, 575/3/60	WM
55 ton	FABMASTER, 4" angle, 12" flat, 1-1/4" bar, New, In Stock	WM
55 ton	EMPRO 55 Ton, Model 1-55T - IN STOCK	EMP
60 ton	FABMASTER, Punch, 12" throat, New, Stock	WM
60 ton	Marvel 60 Ton, Model MSIW60D - IN STOCK	EMP
60 ton	Pre-Owned Durma 60 Ton, Model IW-55 BDT, IN STOCK	EMP
66 ton	FABMASTER, 4" angle, 14" flat, 1-1/2" bar, brake, New, Stock	WM
66 ton	FABMASTER, 5" angle, 14" flat, 1-1/2" bar, New, Stock	WM
66 ton	FABMASTER, 5" angle, 14" flat, 1-1/2" bar, Pre-owned	WM
88 ton	FABMASTER, 6" angle, 18" flat, 1-3/4" bar, New, Stock	WM
88 ton	FABMASTER Punch, 20" throat, New, Stock	WM
110 ton	FABMASTER, 6" angle, 24" flat, 1-3/4" bar, New, Stock	WM

135 ton	FABMASTER, 6" angle, 24" flat, 2" bar, New	WM
180 ton	FABMASTER, 8" angle, 30" flat, 2-1/4" bar, New, Stock	WM
180 ton	Durma Ironworker, Model 165/300, 8" x 8" x 5/8" Angle, 29" x 1/4" Flat shear, 2013, Pre-owned	WM

LATHES & LATHES CNC

9" x 22"	SOUTH BEND, 3 & 4 Jaw Chucks, Taper Att, Change Gears, 1/4 Hp, 110 Volt	SM
LEBLOND REGAL 14"	Swing, 40" CC, pre-owned	WM

LASERS, PLASMA

ALPHA LAZER	Prime Series 3015, 4020 & 6025, 5' x 10' - 8' x 20'	EMP
ALPHA LAZER	Pro Series Fiber Laser, 5' x 10' - 8' x 40'	EMP
EMPRO	5' x 10' HVAC Plasma Cutting Table c/w Shop Data Software	EMP
MACHITECH	Silver Cut Plasma Tables	EMP

MILLING MACHINES

9" x 42"	FIRST, Turret, R8, Variable Speed, Reversible, Manual Feeds, 2 Hp, 575 Volt	SM
9" x 42"	BRIDGEPORT Turret Mill, 8 Speed, 2 Axis DRO, Pwr Long. Feed, 1 HP, 550 Volt	SM
IRM ROLLING MILL	2 High x 6" Wide, Uncoiler/Recoiler, Vari-Speed, New 2000, 7.5 Hp, 230/60/3 Volt	SM



**FERRIC
MACHINERY**



10 Natura Way Cambridge, ON N3C 0G7

HIGH QUALITY
MACHINES | SERVICE | PARTS

BEST PRICES
BEST SERVICE
BEST VALUE

On new & used fabricating machines.



COIL-FED LASERS



PRESS BRAKES



BANDSAWS



**METAL DEBURRING
& FINISHING**



FOLDING MACHINES



PROFILE ROLLS



LASER CUTTERS



IRONWORKERS



PLATE ROLLS



PUNCHING MACHINES

WWW.FERRICMACHINERY.COM Toll-Free (877) 337-7424 Local (519) 220-1429



PRESS BRAKE TOOLING
European | North American
Wila/Trumpf

EXPERT SERVICE
Repair | Installation | Training
Preventative Maintenance



SALIT STEEL

SALIT GROUP OF COMPANIES

www.salitsteel.com

Salit Steel is made up of an integrated network of companies and partners that together provide a full range of solutions through our Service Centre and Rebar Fabrication Division.

With operations in Ontario, Quebec and Western Canada, we are passionate about delivering outstanding service and value.



Reinforcing Steel Products



Black Rebar



Mesh Rebar and Rolls



Deformed and Smooth Wire



Stainless Rebar



Modular Rebar



Glass Fibre Reinforced Polymer (GFRP)



Fabricated Rebar



Cold Drawn Wire

LOCATIONS **TO SERVE YOU:**

HEAD OFFICE NIAGARA

7771 Stanley Ave., P.O. Box 837,
Niagara Falls, ON L2E 6V6
Head Office: 905-354-5691 • Fax: 905-356-0809
Toll Free: 1-800-263-7110

Salit Steel Welland

90 Centre St., Welland, ON L3B 5N9
Ph: 905-735-9993 • Fax: 905-735-3955
Toll Free: 1-866-924-0837
Products: Reinforcing Products (Wire & Mesh), Specialty
Products (Assembled Rebar), Service Centre
Services: Fabrication, Warehousing, Delivery, Detailing,
Estimating, Cutting, Welding (CWB)

Salit Steel Bowmanville

222 Baseline Rd., Bowmanville, ON L1C 1A4
Ph: 905-623-5544 • Fax: 905-623-5564
Toll Free: 1-866-623-5544
Products: Reinforcing Products (Rebar & Mesh),
Service Centre, Housing
Services: Fabrication, Painting, Warehousing, Delivery

Salti Steel Burlington

921 Zelco Drive, Burlington, ON L7L 4Y2
Ph: 905-333-3975 • Fax: 905-333-4510
Products: Reinforcing Product (Rebar)
Services: Fabrication, Warehousing, Delivery

Salit Steel Chatham

35 Ivan Rd., Chatham-Kent, ON N7M 5J4
Toll Free: 1-866-434-0067
Products: Reinforcing Products (Rebar)
Services: Fabrication, Warehousing, Delivery

Salit Steel Etobicoke

43 Bethridge Road, Toronto, ON M9W 1M6
Ph: 416-745-1403 • Fax: 416-745-1227
Products: Reinforcing Products (Rebar), Modular Rebar
Services: Fabrication, Warehousing, Delivery, Installation

Salit Steel Concord

300 Connie Crescent, Concord, ON L4K 5W6
Ph: 4905-354-5691 • Toll Free: 1-800-263-7110
Products: Reinforcing Products (Rebar)
Services: Fabrication, Warehousing, Delivery

Salit Steel Fort Erie

411 Central Avenue, Fort Erie, ON L2E 6X8
Ph: 905-735-9993 • Fax: 905-991-9884
Toll Free: 1-866-924-0837
Products: Reinforcing Products (Rebar, Mesh, and Wire)
Services: Assembly, Rebar Fabrication, Warehousing,
Delivery

***Same Day Pick-Up
or Next Day Delivery***

STEVENS MACHINERY
Sales Inc.

26 Airview Road, Unit #A, Etobicoke (Toronto) ON., M9W 4P2
Ph: 416-798-3611 • TF: 1-866-798-3611 • Email: andrew@stevensmachine.com
www.stevensmachine.com

THE RIGHT MACHINES WILL MAKE YOU MONEY

MADE IN
FINLAND



COASTONE
THE POWER OF PRECISION

MADE IN
FINLAND



G - SERIES
80" X 67 TON
To 160" x 165 TON



BULL SERIES
52" X 110 TON or 64" x 160 TON



C - SERIES
34" X 25 TON
To 64" x 50 TON

SERVO-MOTOR BALL SCREW • LOWER OPERATING COSTS • ECOLOGICALLY FRIENDLY • MADE IN FINLAND • SOLD WORLDWIDE

AIR COMPRESSORS

10 HP, 80 Gallon Horizontal Tank, Two Stage Piston Vee Head, 550 Volt
15 HP, 120 Gallon Horizontal Tank, Two Stage Piston Vee Head, 550 Volt

BRAKES, MANUAL

8 Ft x 18 Gauge, TENNSMITH, Hand Brake, Made In USA - Ready To Go!
10 Ft x 16 Gauge, NATIONAL, New Hand Brake, 100% USA MADE

COIL HANDLING & FEEDING

UNCOILER - DURANT, 600 Lb, Manual, 10" Wide x 44" OD, 3 Keeper Arms, Manual Expansion
UNCOILER - Littell, 600 Lb Capacity, 10" Width x 44" OD Coil, Keeper Arms, 110 Volt Motor
UNCOILER - LITTELL, 1400 Lb Capacity, 7-1/2" Width, 34" OD, Keeper Arms, 208/230/460 Volt Motor
UNCOILER - COLT, 2,500 lbs x 10" Wide x 40" OD Coil, Keeper Arms, 1 Hp DC Motor, Variable Speed, 110 V
UNCOILER - AMERICAN STEEL, 2,500 lbs x 18" Wide x 48" OD Coil, Keeper Arms, Drag Brake, Manual
UNCOILER - K. VOGEL, 2,500 lbs x 18" Wide x 48" OD Coil, Keeper Arms, 1 Hp DC Motor, Var Speed, 550 Volt

DEBURRING & FINISHING MACHINES

BURRMASTER, Tube End Deburring Machines, Single & Double End, High Speed, NEW & USED
CENCO, Deburring Machine, 37" Wide, Dry, Scotchbrite Drum, Smooths Edges and Surface, Like New, 575V
DOWNDRAFT TABLE, 3' X 6', SOURCECETEC, SCT-36, 4,252 cfm, steel grates, water trays, 7.5 hp, 575 Volt
WEBER DEBURRING MACHINES - NEW - THE BEST MACHINES AND FINISH YOU CAN BUY!

BUY WEBER, 53" Wide, 2 Heads, Straight Grain & Edge Rounding, Vacuum Bed, 600 Volt

DRILLS

BUFFALO Floor Model Drill, # 18, #3 MT, 1" Capacity, 12" x 12" Table, 1/2 Hp Motor, 110 Volt
BUFFALO Floor Model Drill, # 18, #3 MT, 1" Capacity, 14" x 14" Table, 1.5 Hp, 550 Volt
ERLO Gearing-Head, # 3 MT, TC-30, 1-3/16" Capacity, 16.5" x 15.75" Table, 2 Hp, 575 Volt
SOLBERGA Gearing-Head, # 4 MT, 5/8" Chuck & Arbor, Power Down Feed, 2 Speed Motor, 550 Volt

GRINDERS

MAGNETIC CHUCKS - 6" X 12", 8" X 24" 15-3/4 OD - COME AND HAVE A LOOK!!
6" x 18" - CHEVALIER, Manual Feeds, 19" Long, 7" Cross, Dust Collector Unit, 2 Hp, 575 Volt
6" x 18" - EQUIPTOP, Manual Feeds, 19" Long, 7" Cross Travel, 1-1/2 Hp, 575 Volt
6" x 78" - HM, Model TAS 150, Angle, Belt, 5HP, 550V

SHEET METAL EQUIPMENT

20 GAUGE LOCKFORMER SPEEDNOTCH, 4 HEAD, 60 INCH LENGTH, 1 HP 110 VOLT

NOTCHERS

STRIPPIT - 5" x 5" x 10 Gauge Corner Notching Die, Front Table & Guides (2)
PERCE-ALL - 3" x 3" x 10 Gauge Corner Notching Die
1/4" x 9" x 9" APOLLO, Model TV 250/6 Hydraulic, Variable Angle, 5 Hp, 600 V, Elect. Foot Pedal

MILLING MACHINES

9" x 42" - FIRST, Turret, R8, Variable Speed, Reversible, Manual Feeds, 2 Hp, 575 Volt
IRM ROLLING MILL - 2 High x 6" Wide, Uncoiler/Recoiler, Vari-Speed, New 2000, 7.5 Hp, 230/60/3 Volt
9" x 42" - BRIDGEPORT Turret Mill, 8 Speed, 2 Axis DRO, Pwr Long. Feed, 1 HP, 550 Volt

PRESSES

DIE SHOES For Presses - Different Sizes In Stock - COME AND HAVE A LOOK!!
1/2 ton - EMG (NEW), Manual Impact Press, 1" Stroke, 0.008" Impact Stroke
1-1/2 ton - EMG (NEW), Manual Toggle Press, 2.4" Stroke, 9.85" Shut Height
2 ton - ALVA ALLEN, OBI, 1/2" St, 4-5/8" SH, Mechanical, Bench Model, Hand Trip, 1/4 Hp, 110 Volt
2 ton - AZIMUTH, OBI, Bench Model, 1" St, 4-5/8" SH, Mechanical, 1/3 Hp, 110 Volt

PRESSES

3 ton - MANUAL ARBOR PRESS, 5-1/2" Throat, 12-1/2" Open Height, On Stand
4 ton - ALCECO, OBI, 1-1/4" St, 5-3/4" SH, 1/3 Hp, Mounted on Steel Bench, 550 Volt
4 ton - ALCECO, OBI, 4-8DT, 8" Throat, 1-1/4" St, Mech Clutch, 1/3 Hp, 208/230/460 Volt
4 ton - AZIMUTH, OBI, 4-DT12, 12" Throat, 1-1/4" St, 5-3/4" SH, 1/3 Hp, 110 Volt
5 ton - WHITNEY JENSEN, Kick Press, 24" Deep Throat, Floor Model
8 ton - ALVA ALLEN, OBI, 1-1/2" St, 7" SH, Mech Clutch, Floor Standing, 1/4 Hp, 110 Volt
8 ton - ALVA ALLEN, OBI, 2-3/4" St, 8-3/4" SH, 10" Deep Throat, Floor Standing, 3/4 Hp, 550 Volt
8 ton - ALCECO, OBI, 1-1/2" St, 6" SH, Mech Clutch, Mounted On Steel Bench, 1 Hp, 550 Volt
10 ton - ROUSSELLE, OBI, 2" St, 6.5" SH, Mech. Clutch, 1/2 HP, 110/220 Volt
12 ton - ALVA ALLEN, OBI, 1-3/4" St, 8" SH, Mech Clutch, - 3/4 Hp, 550 Volt
15 ton - ROUSSELLE, OBI, 2" St, 7-3/4" SH, Mechanical Clutch, 1 Hp, 550 Volt
20 ton - BLOW, OBI, 2" St, 7-3/4" SH, Mech. Clutch, 1 Hp, 550 Volt
22 ton - NIAGARA, OBI, 2" St, 8-3/4" SH, Air Act. Mech Clutch, Palms, Foot Pedal
25 ton - YOSHINO, PIERCING, 1/4" Stroke, Air Clutch, 575 Volt, Palms, Safety Control
28 ton - BROWN BOGGS, OBI, 2-1/2" St, 6-3/4" SH, Air Act Mech Clutch, 2 Hp, 550 Volt
30 ton - BROWN BOGGS, OBI, 2-1/2" St, 9" SH Over Bed, Mechanical Clutch, 2 Hp, 550 Volt
30 ton - BROWN BOGGS, OBI, 2-1/2" St, 6-3/4" SH, Air Act Mech Clutch, 2 Hp, 550 Volt
30 ton - BROWN BOGGS, OBI, 6" St, 9-3/4" SH, Air Act Mech Clutch, 3 Hp, 550 Volt
44 ton - ALCECO, OBI, 3" St, 10" SH, 28" x 18" Bed, Mech. Clutch, 3 Hp, 550 Volt

PRESS BRAKES

ELECTRIC CNC PRESS BRAKES (NEW) - COASTONE (MADE IN FINLAND SINCE 2004),
2 D GRAPHIC CONTROLS, 34" X 25 TON TO 13 FT X 165 TON, 3 AXIS TO 7 AXIS, LASER GUARDS,
SERVO DRIVE BALL SCREWS TO RAM WITH ENCODERS, CNC RAM CROWNING (STANDARD ON
ALL MACHINES OVER 6 FT, 550 VOLT, PSR READY, TRAINING & INSTALLATION
250 Ton x 12 Ft, WYSONG, Hydraulic, 2 Axis CNC Control, Die Holder, Dies, 20Hp, 550 Volt
12 Ft Bottom Die Holder, 2-1/2" H x 3" W x 1/2" Top Slot, Grub Screws Every 10 3/4" H x 1/2" W Tang on Bottom

PUNCHING MACHINES

UNIPUNCH & STRIPPIT "C" PUNCHES - All Sizes - Over 100 - boxes of punches & dies - all sizes
CLINCHING TOOL, NORLOK, Flange Watson, Portable, Air/Oil Booster Unit, 2 Pieces of 14 Gauge, 110 Volt
8 ton - ROTEX, Manual Turret Punch, #18C-2.25, 18 Stations, 28" Throat, All Punches & Dies, Great For Sheet Metal Shop!

SAWS

Band Saw, Vertical, KBC, 18" Throat, Blade Welder, Var. Speeds, 23" x 17" Table, 2 Hp, 220/60/1 Volt
Cold Saw, DELTA, 12" Blade, Steel & Aluminium, Drip Coolant, 48" Infeed/Outfeed Extensions, 5 Hp Motor, 575 Volt
Cold Saw, SCOTCHMAN, 12" Blade, Straight Cut, High/Low Speeds, Pneu. Infeed, Pneu. Vise, Pneu. Head
PISTORIUS - Double Mitre Saw, 2 x 10" Blades, Pneu. Foot Pedal, 110/220 Volt
Radial Arm Saw, DEWALT, 18" Carbide Tipped Blade, 26" Travel, 5 Hp Motor, 575 Volt

SHEARS

16 ga. X 50' - EDWARDS, Pneumatic Shear, Pneumatic Foot Pedal, Pneumatic Hold Downs
16 ga. x 72' - NIAGARA, Mechanical Shear, Mechanical Foot Pedal, 5 Hp, 575 Volt
14 ga. x 52' - SAMPSON, Hydraulic, 40 SPM, Single/Continuous, Electric Foot Pedal, 3 Hp, 550 Volt
1/4" x 10 Ft - VIMERCUTI, Hydraulic, CNC Back Gauge, Power Rake & Gap, 10Hp, 550 Volt
1/4" x 12 Ft - WYSONG, Hydraulic, 36" CNC Back Gauge, Sq. Arm, Two Support Arms, 20 Hp, 550 Volt - SPECIAL PRICE!

WELDERS

275 AMP, LINCOLN, TIG & STICK WELDER Plug, Cables, Microstart, Sq. Wave, 575/11/60 Volt
25 KVA, WELDOMATIC, Spot Welder, 18" Throat, Weltronic Decade 5 Control, Air Foot Pedal, 550 Volt
18 KVA, REX, Spot Welder, 14" Arms, Water Cooled Tips, Mech. Treadle, 550 Volt
15 KVA, WELDOMATIC, Spot Welder, 7-1/2" Arms, Water Cooled Tips, Mech. Treadle, 550 Volt
10 KVA, WELDOMATIC, Spot Welder, 12" Arms, Water-Cooled Tips, Mech. Treadle, 550 Volt
Wirefeeder, FROMIUS, VRI500, Robotic, 4 Roller Drive, Digital Controlled For 3 rd Axis, New



FFG Americas Signs Distributor
Partnership with Modern Tool, Ltd.



MAG has announced a distribution partnership with Modern Tool (Calgary, Alberta). Modern Tool will distribute LEADWELL vertical, horizontal and five-axis machining centers and horizontal and vertical turning centers throughout Canada.

"We are very excited to begin offering LEADWELL machining solutions to the Canadian market, and support existing LEADWELL users with replacement parts, service and applications support" says CEO Mark Senecal. "LEADWELL enables us to offer our customers the world's widest selection of precision milling and turning solutions and complement our existing metal cutting lines very well."

"In signing Modern Tool as our Canadian distributor for LEADWELL, we have partnered with a premier supplier of metal cutting machinery for tool room to high production applications" says Gerald Turner of MAG. "As Canada's largest distributor of new and used machine tools with sales, service, training and showroom facilities in Alberta (Calgary & Edmonton), British Columbia, Ontario (Newmarket) and Atlantic Canada, Modern Tool has the capability to respond quickly to customer needs, demonstrate machines and increase our presence in these important markets."

Modern Tool was originally incorporated in Calgary, Alberta in 1960 as a hand tool and shop supply company employing two people. In 1964 the business was purchased by Mr. George Senecal and shifted the company focus towards machine tools and metalworking machinery. In February of 2023 Modern Tool celebrated 63 years in business.

MAG (Sterling Heights, MI), a leading manufacturer of horizontal milling and vertical turning machines and applied automation solutions and is the master importer of Fair Friend Group's (FFG) LEADWELL machine tools throughout North America. MAG has been designing and building machine tools in Michigan for over 160 years and is an award winning machine tool partner throughout the international automotive, truck and industrial equipment industries. MAG joined as a member of FFG in 2015.

The FFG machine tool conglomerate is the world's largest machine tool company consisting of 37 brands. FFG offers the most comprehensive portfolio of vertical and horizontal machining centers, vertical and horizontal turning centers, multi-spindle and rotary transfer technology, gear manufacturing, grinders, and factory automation solutions. FFG's global footprint includes 50 state-of-art manufacturing facilities in 10 countries.

NOTCHERS

STRIPPIT	5" x 5" x 10 Gauge Corner Notching Die, Front Table & Guides (2)	SM
PIERCE-ALL	3" x 3" x 10 Gauge Corner Notching Die	SM
APOLLO	1/4" x 9" x 9", Model TV 250/6 Hydraulic, Variable Angle, 5 Hp, 600 V, Elect. Foot Pedal	SM
DURMA	Pre-Owned Model VN2006, 1/4" Hyd. Variable Angle Notcher	EMP
EMPRO	Model HY-4, 10GA, 8.5" x 8.5" x 90 Degree Hydraulic Notcher	EMP

PRESSES

DIE SHOES	For Presses - Different Sizes In Stock - COME AND HAVE A LOOK!!	SM
1/2 ton	EMG (NEW), Manual Impact Press, 1" Stroke, 0.008" Impact Stroke	SM
1-1/2 ton	EMG (NEW), Manual Toggle Press, 2.4" Stroke, 9.85" Shut Height	SM
2 ton	ALVA ALLEN, OBI, 3/4" St. Mechanical, Bench Model, Hand Trip, 1/4 Hp, 110 Volt	SM
2 ton	AZIMUTH, OBI, Bench Model, 1" St. 4-5/8" SH, Mechanical, 1/3 Hp, 110 Volt	SM
3 ton	MANUAL ARBOR PRESS, 5-1/2" Thrt 12-1/2" Open Height, On Stand	SM
4 ton	ALCEGO, OBI, 1-1/4" St, 5-3/4" SH, 1/3 Hp, Mounted on Steel Bench, 550 Volt	SM
4 ton	ALCEGO, OBI, 4-RDT, 8" Throat, 1-1/4" St, Mech Clutch, 1/3 Hp, 208/230/440 Volt	SM
4 ton	AZIMUTH, OBI, 4-DT12, 12" Throat, 1-1/4" St, 5-3/4" SH, 1/3Hp, 110VOLT	SM
5 ton	WHITNEY JENSEN, Kick Press, 24" Deep Throat, Floor Model	SM
8 ton	ALVA ALLEN, OBI, 1-1/2" St, 7" SH, Mech Clutch, Floor Standing, 1/2 Hp, 110 Volt	SM
8 ton	ALVA ALLEN, OBI, 2-3/4" St, 8-3/4" SH, 10" Deep Throat, Floor Standing, 3/4 Hp, 550 Volt	SM
8 ton	ALCEGO, OBI, 1-1/2" St, 6" SH, Mech Clutch, Mounted on Steel Bench, 1 Hp, 550 Volt	SM
10 ton	ROUSSELLE, OBI, 2" St, 6-8" SH, Mech. Clutch, 1/2 HP, 110/220 Volt	SM
12 ton	ALVA ALLEN, OBI, 1-3/4" St, 8" SH, Mech Clutch, Floor Standing, 3/4 Hp, 550 Volt	SM
15 ton	ROUSSELLE, OBI, 2" St, 7-3/4" SH, Mechanical Clutch, 1 Hp, 550 Volt	SM
20 ton	BLOW, OBI, 2" St, 7-3/4" SH, Mech. Clutch, 1 Hp, 550 Volt	SM
22 ton	NIAGARA, OBI, 2" St, 8-3/4" SH, Air Act. Mech Clutch, Palms, Foot Pedal	SM
25 ton	YOSHINO, PIERCING, 1/4" Stroke, Air Clutch, 575 Volt, Palms, Safety Control	SM
28 ton	BROWN BOOGS, OBI, 2-1/2" St, 6-3/4" SH, Air Act Mech Clutch, 2 Hp, 550 Volt	SM
30 ton	BROWN BOOGS, OBI, 2-1/2" St, 9" SH Over Bed, Mechanical Clutch, 2 Hp, 550 Volt	SM
30 ton	BROWN BOOGS, OBI, 2-1/2" St, 6-3/4" SH, Air Act Mech Clutch, 2 Hp, 550 Volt	SM
30 ton	BROWN BOOGS, OBI, 4" St, 9-3/4" SH, Air Act Mech Clutch, 3 Hp, 550 Volt	SM
60 ton	BROWN BOOGS, 17.5 LJA, 5" str. Air clutch, light curtains, 86 SPM, Pre-owned	WM
66 ton	SEI SN1-66S, new	WM
121 ton	SEI SN1-121, new	WM

PRESS BRAKES

ELECTRIC CNC PRESS BRAKE (NEW) - COASTONE (MADE IN FINLAND SINCE 2004), NEW			SM
ELECTRIC CNC 2 D GRAPHIC CONTROLS, 34" X 25 TON TO 13 FT X 165 TON, 3 AXIS TO 7			SM
AXIS LASER GUARDS, SERVO DRIVE BALL SCREWS TO RAM WITH ENCODERS, CNC			SM
RAM CROWNING (STANDARD ON ALL MACHINES OVER 6 FT, 550 VOLT, PSR READY,			SM
TRAINING & INSTALLATION			SM
250 ton x 12'	WYSSONG Hydraulic, 2 Axis CNC Control, Die Holder, Dies, 20 HP, 550 Volt	SM	
12 Ft Bottom Die Holder, 2-1/2" H x 3" W x 1" Top Slot, Grub Screws Every 10" 3/4" H x 1/2" W Tang on Bottom		SM	
50 ton x 31.5'	Model HPB-790, 31.5" x 50 Ton H Frame Press Brake	EMP	
140 ton x 8'	Wysong, 7 axis CNC, Pre-owned	WM	
148 ton x 10'	EMPRO / ALMPAC, Hydraulic Press Brake	EMP	
110 ton x 10'	SAFAN E-Brake, new in stock	WM	
115 ton x 13'	GASPARINI, Model PBS 105 4000, Upgraded Cylbelec Modica Pic Control, 1997, Laser Beams, Hydr. crowning	WM	
132 ton x 10'	BAYKAL, 5 axis +crowning, tooling, safety lights, stock	WM	
140 ton x 10'	SAFAN E-BRAKE ULTRA, New, In Stock	WM	
176 ton x 10'	BAYKAL, 7-axis + crowning, tooling, safety lights, stock	WM	
176 ton x 12'	BAYKAL, 5 axis +crowning, tooling, safety laser beams, stock	WM	
175 ton x 12'	DURMA, Pre-owned, Hydraulic Press Brake	EMP	
176 ton x 12'	ERMAK, CNCHAP 11.8 x 176, 4 Axis, CNC crowning Cylbelec DNC 60, 2008, Pre-owned	WM	
264 ton x 12'	BAYKAL, Delem 66 control, 5 axis, CNC crowning, 2011, Safety Laser beam, Pre-owned	WM	

PUNCHING MACHINES

UNIPUNCH & STRIPPIT "C" PUNCHES - All Sizes - Over 100 - boxes of punches & dies - all sizes	SM
--	----

PUNCHING MACHINES

CLINCHING TOOL, NORLOK, Flange Watson, Portable, Air/Oil Booster Unit, 2 Pieces of 14 Gauge, 110 Volt	SM
8 ton - ROTEX, Manual Turret Punch, #18C-2.25, 18 Stations, 26" Throat, All Punches & Dies, For Sheet Metal Shop	SM

ROLLS - ANGLE, PLATE & TUBE

1.5" x 3/16"	SAHINLER, Angle Roll, PK-30, New	WM
2" x 1/4"	SAHINLER, Angle Roll, HPK-35, new	WM
2" x 1/4"	SAHINLER, Angle Roll, HPK-50, new	WM
2" x 1/4"	SAHINLER Angle Roll, HPK-65	WM
3" x 1/4"	SAHINLER Angle Roll, HPK-80	WM
4" x 3/8"	SAHINLER Angle Roll, HPK-100	WM
60" x 14ga	EMPRO, STOCK - 60" x 14 GA, Powered Slip Roller - R-0520H	EMP
60" x 10ga	EMPRO, STOCK - 60" x 10 GA, Powered Slip Roller - R-0535H	EMP
60" x 10ga	EMPRO, STOCK - 50" x 16 GA, Powered Slip Roller - X5016E	EMP
60" x 10ga	EMPRO, STOCK - 36" x 22 GA, Powered Slip Roller - R3622E	EMP
60" x 1/4"	EMPRO, ON ORDER, Power Slip Roller - R-0570H	EMP
4" x 16ga	TENNSMITH powered Slip Roll, new,	WM
4" x 10ga,	SAHINLER Plate Roll	WM
5" x 3/16"	SAHINLER Roll	WM
5" x 1/4"	SAHINLER, Hydraulic Roll, New	WM
10" x 5/16"	SAHINLER, HYDRAULIC, 4 ROLL, Model 4R HS 30-260	WM
10" x 5/8"	SAHINLER, HYDRAULIC, 4 ROLL, Model 4R HSS 30-360	WM

SAWS

Band Saw	Vertical, KBC, 18" Throat, Blade Welder, Var. Speeds, 23" x 17" Table, 2 Hp, 220/60/1 Volt	SM
Band Saw	HYD-MECH DM-10, 9-3/4" round cap., new, stock	WM
Band Saw	HYD-MECH Saw, S20M, 13" cap. round, new, stock	WM
Band Saw	HYD-MECH Saw, S20P, 13" cap. round, new, stock	WM
Band Saw	HYD-MECH Saw, S20P, "cap. round, Pre-Owned, 2018, stock	WM
Band Saw	HYD-MECH Saw, S20A, automatic feed, 13" cap., new, stock	WM
Band Saw	HYD-MECH Saw, S23A, automatic feed, new in stock	WM
Band Saw	PISTORIUS, Double Mitre Saw, 2 x 10" Blades, Pneu. Foot Pedal, 110/220 Volt	SM
Band Saw	1600 - ELLIS Bandsaw, 10" Round @ 90 degrees	EMP
Radial Arm Saw	DEWALT, 18" Carbide Tipped Blade, 26" Travel, 5 Hp Motor, 575 Volt, Cold Saw	SM
DELTA, 12" Blade, Steel & Aluminium, Drip Coolant, 48" Infeed/Outfeed Extensions, 5 Hp Motor, 575 Volt		SM
Cold Saw	SCOTCHMAN, 12" Blade, Straight Cut, High/Low Speeds, Pneu. Infeed, Pneu. Visa, Pneu. Head	SM
Cold Saw	ELUMATEC High Speed Saw, 15" blade, for aluminium	WM
Cold Saw	SOCO, 11" blade, manual, new, stock	WM
Cold Saw	SOCO, 12-1/2" blade, manual, new, stock	WM
Cold Saw	SOCO, 14-1/2" blade, manual, New, Stock	WM
Cold Saw	SOCO, 14-1/2" blade, fully automatic CNC, new, stock	WM
Cold Saw	SOCO, Automatic, Model 350 FA, 4" Cap., Pre-Owned	WM

SHEARS

4" x 10 ga	SAMPSON, Hydraulic Shear, New, Stock	WM
4" x 10 ga	SAMPSON, Hydraulic Shear, Model THS 1332, Pre-Owned	WM
3" x 16 ga	TENNSMITH, Foot Shear, New, In Stock	WM
4" x 16 ga	TENNSMITH, Foot Shear, New, In Stock	WM
4" x 16 ga	TENNSMITH Pneumatic Shear, new, stock	WM
4" x 16 ga	TENNSMITH Hydraulic Shear, new, stock	WM
50" x 16 ga	EDWARDS, Pneumatic Shear, Pneumatic Foot Pedal, Pneumatic Hold Downs	SM
72" x 16 ga	NIAGARA, Mechanical Shear, Mechanical Foot Pedal, 5 Hp, 575 Volt	SM
10" x 16 ga	JOUANEL Electro-Mechanical Shear, IN STOCK	EMP
10" x 14 ga	TENNSMITH LM 1014F, Shear, New	WM
10" x 1/4"	EMPRO Hydraulic Shear,	EMP
10" x 1/4"	BAYKAL Hydraulic Swing Beam Shear, new, stock	WM
10" x 16 ga	JOUANEL Electro-Mechanical Shear, IN STOCK	EMP
10" x 14 ga	TENNSMITH LM 1014F, Shear, New	WM
10" x 1/4"	EMPRO Hydraulic Shear	EMP



MODERN TOOL LTD

Machine Tools and Fabrication Equipment since 1960.
Sales & Service

MODERNTOOL.COM

BRAKE PRESSES SHEARS LASERS PLASMAS PLATE ROLLS IRONWORKERS CNC MILLING MACHINES BORING MILLS SAWS
CNC LATHES & MANUAL LATHES GRINDERS ROLL BENDERS PORTABLE MACHINE TOOLS TUBE & PIPE BENDERS



MACHINING CENTERS



VE SERIES
Vertical /High Efficiency
Linear Way
V-22iF(iR) / V-30iF(iR)
V-32iF(iR) / V-32AF(AR)
V-42iF(iR) / V-42AF(AR)

HORIZONTAL MACHINING CENTERS



LC SERIES
3 Axis Moving Column
LCH-500/LCV-760

5 AXES MACHINING CENTERS



IT SERIES
High Rigidity Structure Design
Roller Type Guide Way
3 Axis Ball Screw Prestressing



NV SERIES
Vertical /High Performance
Linear Way
V-12iP - V-20S / V-30S
V-30M / V-40M - V-40L / V-50L
V-60S - V60i/V80i


LEADWELL®



BC SERIES
Rigid Structure Design
Dual Nuts Ball Screw Design in X/Y Axis
Roller Type Guide Way (X/Y/Z Axis)
Embedded Rotary Table Design



MCV SERIES
Vertical /Heavy Duty Box Way
MCV-1300iSM
MCV-1500i/MCV-1500i+
MCV-2000i



MH SERIES
2 Axes Moving Column
MH-500i/MH-630



MU SERIES
Optimized Structure for Stable Moving
Dual Nuts Ball Screw Design in X and Y Axis
Three Axis Roller Type High Rigidity Guide Way

MODERN TOOL HAS A COMBINED INVENTORY OF OVER 600 MACHINES (BOTH NEW AND USED) FOR QUICK DELIVERY.

PLEASE CONTACT US FOR MORE INFORMATION

ONTARIO OFFICE:

1215 RINGWELL DRIVE, NEWMARKET, ONT., L3Y 8T8
1-905-235-4199

CALGARY OFFICE (HQ):

11488 70TH STREET SE, CALGARY, AB, T2C 4Y3
1-403-236-1150

Newmarket, ON * Calgary, AB * Edmonton, AB * Saskatoon, SK * Atlantic Canada



MODERN

Machine Tools and Fabrication

BRAKE PRESSES SHEARS LASERS PLASMAS PLATE ROLLS IRONWORKERS CNC MILLING MACHINES BORING MACHINES

HORIZONTAL TURNING



T-5i SERIES

Powerfull Main Spindle 7.4Hp ~ 14.7Hp
Rigid 30 deg. Slant Bed Cast Iron Base
6 ~ 8 Inch Chuck Standard
45mm Bar Capacity Standard
2 Axis



T-7A SERIES

Powerfull Main Spindle 20Hp
Rigid 30 deg. Slant Bed Cast Iron Base
8 Inch Chuck Standard
65mm Bar Capacity Standard
2 Axis



LTC-200 SERIES

Powerfull Main Spindle 14.7Hp
Rigid 30 deg. Slant Bed Cast Iron Base
8 Inch Chuck Standard
52mm Bar Capacity Standard
2 Axis



LTC-20D SERIES

Powerfull Main Spindle 20Hp
Rigid 30 deg. Slant Bed Cast Iron Base
8 Inch Chuck Standard
65mm Bar Capacity Standard
3 Axis

LEADWELL



LTC-30i SERIES

Powerfull Main Spindle 29.5Hp
Rigid 45 deg. Slant Bed Cast Iron Base
12 Inch Chuck Standard
103mm Bar Capacity Standard
2 Axis



LTC-35 SERIES

Powerfull Main Spindle 40Hp
Rigid 45 deg. Slant Bed Cast Iron Base
15 Inch Chuck Standard
115mm Bar Capacity Standard
2 Axis

MODERN TOOL HAS A COMBINED INVENTORY OF OVER 6000

ONTARIO OFFICE:

1215 RINGWELL DRIVE, NEWMARKET, ONT., L3Y 8T8
1-905-235-4199

WWW.MODERN

Newmarket, ON * Calgary, AB * Edmonton

TOOL LTD

ation Equipment since 1960

ILLS SAWS CNC LATHES & MANUAL LATHES GRINDERS ROLL BENDERS PORTABLE MACHINE TOOLS TUBE & PIPE BENDERS



TURNING CENTERS



T-7i SERIES
Powerfull Main Spindle 20Hp
Rigid 45 deg. Slant Bed Cast Iron Base
8 Inch Chuck Standard
66mm Bar Capacity Standard
2 Axis



T-8 SERIES
Powerfull Main Spindle 15 ~ 24.8Hp
Rigid 45 deg. Slant Bed Cast Iron Base
C Axis and VDI 40
& BMT 65 Live Tooling Version Available
2 Axis

WELL®



LTC SERIES
Powerfull Main Spindle 24.8Hp
Rigid 45 deg. Slant Bed Cast Iron Base
10 Inch Chuck Standard
77mm Bar Capacity Standard
2 Axis



LTC-25i SERIES
Powerfull Main Spindle 24.8Hp
Rigid 45 deg. Slant Bed Cast Iron Base
10 Inch Chuck Standard
77mm Bar Capacity Standard
2 Axis



LTC-50i SERIES
Powerfull Main Spindle 49.6Hp
Rigid 45 deg. Slant Bed Cast Iron Base
18 Inch Chuck Standard
117mm Bar Capacity Standard
2 Axis



LTC-60/65 SERIES
Powerfull Main Spindle 49.6Hp
Rigid 45 deg. Slant Bed Cast Iron Base
18 Inch Chuck Standard
117mm Bar Capacity Standard
3 Axis

0 MACHINES (BOTH NEW AND USED) FOR QUICK DELIVERY.

RNTOOL.COM

CALGARY OFFICE (HQ):

11488 70TH STREET SE, CALGARY, AB, T2C 4Y3
1-403-236-1150

on, AB * Saskatoon, SK * Atlantic Canada



MODERN TOOL LTD

Machine Tools and Fabrication Equipment since 1960.

Sales & Service

MODERNTOOL.COM

BRAKE PRESSES SHEARS LASERS PLASMAS PLATE ROLLS IRONWORKERS CNC MILLING MACHINES BORING MILLS SAWS
CNC LATHES & MANUAL LATHES GRINDERS ROLL BENDERS PORTABLE MACHINE TOOLS TUBE & PIPE BENDERS



HORIZONTAL TURNING CENTERS



T-6SMY/MY SERIES

Powerfull Main Spindle With High Torque
and 6000rpm Spindle Speed
6 Inch Chuck Standard
52mm Bar Capacity Standard
3 Axis



LTC-25ISMV SERIES

Multi-Tasking Turning Center with
Main Spindle + Sub Spindle
+ Power Turret
(BMT-65) + Y-Axis, And With High Level
FANUC Controller (31i).
3 Axis



TW SERIES

For Sanitary & Automotive Industry
Short Load/Unload Time
Turning Different Parts On Each Spindle
Space Saving & Ergonomic Design
2 Axis

LEADWELL®



TW-10 SERIES 2 Axis



TM SERIES 4 Axis



T-7T2SMV SERIES 3 Axis

VERTICAL TURNING CENTER



VTL SERIES

- High Rigid Of Cross Roller Guide Way Enables Heavy Cutting
- AC Servo Motor & High Accuracy Roller Ball Screw, Direct Drive, As Well As Pretension, Less Of Thermal Extension, Enhance Repeatability and Positioning Accuracy
- High Rigit Construction, Base Close To Square Design, Less Vibration
- 2 Axis

MODERN TOOL HAS A COMBINED INVENTORY OF OVER 600 MACHINES (BOTH NEW AND USED) FOR QUICK DELIVERY.

PLEASE CONTACT US FOR MORE INFORMATION

ONTARIO OFFICE:

1215 RINGWELL DRIVE, NEWMARKET, ONT., L3Y 8T8
1-905-235-4199

CALGARY OFFICE (HQ):

11488 70TH STREET SE, CALGARY, AB, T2C 4Y3
1-403-236-1150

Newmarket, ON * Calgary, AB * Edmonton, AB * Saskatoon, SK * Atlantic Canada



BEND IT



BEND IT

CUT IT

PUNCH IT

ROLL IT

JOIN IT

WHATEVER THE JOB, WE HAVE THE EQUIPMENT YOU NEED

Since 1987, Empire Machinery has proudly served as a specialist in sourcing sheet metal and metal fabricating machinery. Whatever your metal fab needs may be, we can help find what you're looking for.

CALL US TOLL-FREE TODAY or check out our website to view our full inventory of new & used machinery!

Mitsubishi BH Series Hybrid Press Brakes utilize an innovative leading-edge Dual Drive System with improvements in productivity, extremely precise positioning accuracies, and superior energy savings over conventional and hybrid press brakes.

The new technology allows high-speed movement of the ram at 472 inch/min with remarkable accuracy and repeatability. The proprietary technology results in great reliability, machine uptime, reduced operating costs, and ease of operation.



1.800.665.8089

www.empire-machinery.com

Oblong Punches and Dies

IO16 OBLONG
Punches and Dies

IO16 - IO55



IO16 Punches IO55 Dies
\$65.00 \$65.00

IO20 OBLONG
Punches and Dies

IO20 - IO59



IO20 Punches IO59 Dies
\$70.00 \$70.00

IO26 OBLONG
Punches and Dies

IO26 - IO62



IO26 Punches IO62 Dies
\$82.00 \$82.00

Press Brake Louver Tools

Capacity to 12GA Stainless



3" Louver Tool
\$850
3" 14" 16" in Stock

For a video demonstration
and more information go to:
<http://punchtools.com/louwer>

Punch Tools Inc.

Toll Free: 1.800.668.4996 • Website: www.punchtools.com • Email: orders@punchtools.com
Proudly Made in Canada by Punch Tools

KEYWAYS & WHISTLE STOPS

FURNISHED UPON REQUEST!



To view our complete
Oblong Stock List go to:
<http://punchtools.com/ironworker>

Punch Cross Reference Table

Punch Tools	CST	CPD	AP	GF	Mechant	Piranha	Mubea
I16	219	F16	119	37	DH	H1	
I20	221	F20	121	40	EA	H2	
I26	228	F26	128	45	EF		

Die Cross Reference Table

Punch Tools	CST	CPD	AP	GF	Mechant	Piranha	Mubea
I55	413	F55	313	81	JB	H1	
I59	417	F59	317	82	JC	H2	
I62	419	F62	319	85	JF		

SHEARS			ANGLE/CHANNEL/FLAT/ROUNDS/SQUARES		
10" x 1/4"	BAYKAL Hydraulic Swing Beam Shear, new, stock	WM	1 tons	Flat Bar - 3/16 x 1/2 x 20'	SALIT STEEL
10" x 16 ga	JOUANEL Electro-Mechanical Shear, IN STOCK	EMP	2 tons	Flat Bar 5/16 x 1 1/4" - 20'	SALIT STEEL
10" x 14 ga	TENNSMITH LM1014F, Shear, New	WM	3 tons	Flat Bar 5/16 x 3 1/2 x 20'	SALIT STEEL
10" x 1/4"	EMPRO Hydraulic Shear	EMP	6 tons	Flat Bar 5/16 x 4 x 20'	SALIT STEEL
10" x 1/4"	BAYKAL Hydraulic Swing Beam Shear, new, stock	WM	3 tons	Flat Bar 5/16 x 7 x 20'	SALIT STEEL
12" x 1/4"	WYSONG, Hydraulic, 36" CNC Back Gauge, Sq. Arm, Two Support Arms, 20 Hp, 550 Volt - SPECIAL PRICE!	SM	1 ton	Flat Bar 5/8 x 2 x 20' no MTR's	SALIT STEEL
10" x 5/16"	BAYKAL Hydraulic Swing Beam Shear, 2020, Rear Sheet Support, pre-owned, stock	WM	2 tons	Flat Bar 1/2 x 2 3/4 x 20'	SALIT STEEL
10" x 3/8"	BAYKAL Hydraulic, CNC, Guillotine Shear, 2021, Rear Sheet Support, pre-owned, stock	WM	51 pcs	Flat Bar 1/2 x 5 x 6.333'	SALIT STEEL
10" x 14 ga	VIMERCUTI, Hydraulic, CNC Back Gauge, Power Rack & Gap, 10 Hp, 550 Volt	SM	82 pcs	Flat Bar 1/2 x 5 x 6.5'	SALIT STEEL
52" x 14 ga	SAMPSON, Hydraulic, 40 SPM, Single/Continuous, Electric Foot Pedal, 3 Hp, 550 Volt	SM	1 tons	Flat Bar 5/8 x 3 1/2 x 20'	SALIT STEEL
52" x 14 ga	EMPRO Hydraulic Shears, H5214- 220/1, 220/3, & 575/3 Phase	EMP	2 tons	Flat Bar 3/4 x 1 1/4 x 20'	SALIT STEEL
60" x 14 ga	EMPRO, Model H6014 - 60" x 14 Ga Hydraulic Shears	EMP	2 tons	Flat Bar 1 x 7 x 20'	SALIT STEEL
SHEET METAL EQUIPMENT			2 tons	Flat Bar 1 1/4 x 5 x 20'	SALIT STEEL
FLAGLER	20ga. Pittsburgh Machine, new, stock	WM	44 pcs	Round Bar - 1 3/8" x 15' - wavy	SALIT STEEL
FLAGLER	24ga. Junior Pittsburgh Machine, new, stock	WM	44 pcs	Round Bar - 1 3/8" x 5' - wavy	SALIT STEEL
VICON	S and Drive cleat rollformer, with pittsburg rolls and 4-1 rolls and slitter, NEW	WM	100 pcs	Round Bar - 1" x 6.417'	SALIT STEEL
VICON	20ga., Snap Lock Button Punch, new stock	WM	26 pcs	Round Bar - 7/8" x 8'	SALIT STEEL
PIERCE ALL	50 ton, Hydr. Ram, Single Head, Punch Holder, Cabinets, No Tooling, 5 Hp, 550 Volt	SM	TUBE AND PIPE		
JOURNAL	CNC Folder, 10FT x 16GA, IN STOCK	EMP	22 pcs	4" od x .313 wall x 6'-2"	SALIT STEEL
NORLOK	SURLOCK III, Clinching Machine	EMP	1 pcs	9 5/8" od x .250 wall x .42'	SALIT STEEL
NORLOK	SURLOCK II, High Speed Clinching Machine	EMP	28 pcs	2 x 2 x .125 x 10.25' - A500C	SALIT STEEL
LOCKFORMER	Pre-owned 16 Ga Pittsburgh Rollformer - Stock	EMP	4 pcs	3 x 3 x .313 x 18' - 50W Class C	SALIT STEEL
SPIRAL HELIX	5" - 5", Gorelocker Sport Plus	EMP	10 pcs	5.5 x 5.5 x .313 x 52' - A500C	SALIT STEEL
TUBE MACHINERY			1 pcs	14 x 4 x .250 x 23'	SALIT STEEL
ADDISON MCKEE	Tube End former, Model FM-150ER, 6" Capacity, 2006, Pre-owned	WM	1 pcs	14 x 4 x .375 x 48' - A500C	SALIT STEEL
SPIRAL HELIX	3600 Tubeformer	EMP	1 pcs	14 x 14 x .375 x 29' A500C	SALIT STEEL
ANGLE/CHANNEL/FLAT/ROUNDS/SQUARES			1 pcs	16 x 12 x .313 x 27.083' A500C	SALIT STEEL
63 pcs	Angle - 1 x 1 x 1/8 x 20' - no MTR's	SALIT STEEL	I BEAMS & WIDE FLANGE		
29 pcs	Angle - 1 1/2 x 1 1/2 x 3/16 x 10'	SALIT STEEL	4 pcs	std. I Beam - 8 @ 23 x 13.833'	SALIT STEEL
15 tons	Angle 2 x 2 x 3/8 x 34' - 3"	SALIT STEEL	6 pcs	std. I Beam - 10 @ 25.4 x 11' to 12'	SALIT STEEL
8 pcs	Channel - 10 @ 25 x 13' to 19'	SALIT STEEL	9 pcs	WF Beam - 10 @ v39 x 7' to 10'	SALIT STEEL
200 pcs	Flat Bar 1/8 x 1 1/2 x 5.583	SALIT STEEL			
2 tons	Flat Bar 5/16 x 1 1/4" - 20'	SALIT STEEL			



INDUSTRIAL GASES



WELDING EQUIPMENT



FORKLIFT PROPANE



WELDING WIRE & ELECTRODES



The Welder's Superstore!

JOSEFgas

FABTECH

June 14 - 16, 2022, Toronto Congress Centre Booth #10051

201 Basaltic Road, Concord, ON., L4K 1G4

Ph: 416-658-1212 Email: richard@josefgases.com Website: www.josefgases.com

SALIT STEEL

SALIT GROUP OF COMPANIES

www.salitsteel.com

Salit Steel is made up of an integrated network of companies and partners that together provide a full range of solutions through our Service Centre and Rebar Fabrication Division.

With operations in Ontario, Quebec and Western Canada, we are passionate about delivering outstanding service and value.



Service Centre Products



Hollow Structural Steel (HSS)



Plate



Wide Flange Beams



Merchant Bar



Mechanical Tube



Cold Finished Bar



Painted Beams, Lintels and Posts

LOCATIONS TO SERVE YOU:

HEAD OFFICE NIAGARA

7771 Stanley Ave., P.O. Box 837,
Niagara Falls, ON L2E 6V6
Head Office: 905-354-5691 • Fax: 905-356-0809
Toll Free: 1-800-263-7110

Salit Steel Welland

90 Centre St., Welland, ON L3B 5N9
Ph: 905-735-9993 • Fax: 905-735-3955
Toll Free: 1-866-924-0837

Products: Reinforcing Products (Wire & Mesh), Specialty
Products (Assembled Rebar), Service Centre
Services: Fabrication, Warehousing, Delivery, Detailing,
Estimating, Cutting, Welding (CWB)

Salit Tube Mississauga

1153 Lorimar Drive, Mississauga, ON L5S 1M5
Ph: 905-564-0554 • Fax: 905-564-0445
Toll Free: 1-877-935-0554

Products: Specialty Products, Mechanical Tube
Cold Drawn Products
Services: Warehousing, Delivery, Custom Sourcing

Salit Tube Bowmanville

222 Baseline Rd., Bowmanville, ON L1C 1A4
Ph: 905-623-5544 • Fax: 905-623-5564
Toll Free: 1-866-6235544

Products: Reinforcing Products (Rebar & Mesh), Service
Centre, Housing
Services: Fabrication, Painting, Warehousing, Delivery

Belleville Metals

222 University Ave., Belleville, ON K8N 5S8
Ph: 613-968-2188 • Fax: 613-968-3525
Toll Free: 1-800-446-3798

Products: Carbon & Specialty Steel
Services: Saw Cutting, Shearing, Delivery, Warehousing

Acier Tube Montreal

1495 32nd Ave., Lachine, QC H8T 3J1
Ph: 514-420-1040 • Fax: 514-420-1030
Toll Free: 1-800-297-5323

Products: Specialty Products
(Mechanical Tube, Cold Drawn Products)
Services: Warehousing, Delivery, Custom Sourcing

**Same Day Pick-Up
or Next Day Delivery**



LOCATED WEST OF TORONTO AND
NORTH OF KITCHENER

**WE OFFER
COST EFFECTIVE
&
COMPETITIVE PRICING
ON:**

- ▶ **LASER CUTTING**
- ▶ **FORMING**
- ▶ **SHEARING**
- ▶ **EDGE FLANGES ON CIRCLES**

J.M. Bowman Manufacturing Inc.
3711 Temperance Rd, Wallenstein, ON N0B 2S0
Ph: 519-664-1135

**HAVE EQUIPMENT OR
A SHOP FOR SALE?**

**WE WILL PAY CASH FOR YOUR SURPLUS
CALL US TODAY! 844.478.8181**

WWW.RESELLCNC.COM

**Specializing In
High Quality
TIG Welding**

Our Services Include:

- Stainless Steel Sheet Metal
- Cutting
- Shearing
- Forming
- Production TIG Welding

LAVERNE MARTIN TIG WELDING
1636 Lobsinger Line, Waterloo, ON N2J4G8
Ph: 519-664-0822



STEEL MARKETPLACE
12 - 111 Fourth Ave., Suite #351 St. Catharines, ON L2S 3P5
Phone: 905-685-4766
Email: info@steelmarketplace.com
Website: www.steelmarketplace.com

Published Monthly & Distributed Across Canada
To Advertise Please Call
1-800-263-1440

Publisher: Colin Klein Design & Layout: Peak Imaging

To re-direct, cancel or obtain additional copies, please email your request to: info@steelmarketplace.com

NEXT USSUE: MAY 2023, CLOSING DATE FOR NEXT ISSUE: APRIL 24, 2023

Steel Marketplace Publication and Logo Copyright © 2013. All rights reserved. No part of this publication may be reproduced without the express permission from the publisher. The publisher assumes no responsibility for statements or claims made by advertisers.

APRIL 2023 ADVERTISERS INDEX

COMPANY	PAGE	COMPANY	PAGE
Empire Machinery	11	Punch Tools	12
Ferric Machinery	3	Resell CNC	14
J.M. Bowman Manufacturing Inc.	14	Salit Salit	12 - 13
Josef Gases	12	Stevens Machinery	5
Laverne Martin Tig Welding	14	Tri-County Saw Services	2
Machine Solutions	15	Westway Machinery Ltd.	FC - BC
Modern Tool Ltd.	6 - 10		



HYBRID POWER
Introducing the iBend H Series
Up to 50% more energy efficient
20% faster

iLaser PROVEN PERFORMANCE



877-242-9706
mvdcanada.com

EUROSTAMP TOOLING
the Italian excellence


Precision tooling at excellent prices



Trumpf style



Wila style



Bystronic style

V-18APC-60


AUTOMATIC VERTICAL BAND SAW

OUR AFFORDABLE, HIGH QUALITY SAWS ARE UNMATCHED
IN PROVIDING THE BEST COST-PER-CUT ON THE MARKET

The V-18APC-60 is a automatic vertical band saw with the ability to miter from 60° left to 60° right. You can choose a left or right side infeed. A 3 degree fixed canted head allows for more efficient cutting and improved blade life when cutting larger beams, structural steel, and bundles of square tubing.

18" X 22" CAPACITY
7.5 HP VFD
1 1/4" BLADE

- AUTOMATIC PROGRAMMABLE MITERING
- FOUR FULL STROKING HYDRAULIC VISES
- AUTOMATIC MULTI-INDEXING
- POWERED MOVEABLE GUIDE ARM



RELIABLE SAWS. RELIABLE PEOPLE.



WESTWAY MACHINERY

www.westwaymachinery.com | 905-803-9999