



STEEL®

MARKETPLACE

CONNECTING BUYERS & SELLERS IN THE FABRICATION AND METAL WORKING INDUSTRY

SALIT STEEL

SALIT GROUP OF COMPANIES

www.salitsteel.com

Salit Steel is made up of an integrated network of companies and partners that together provide a full range of solutions through our Service Centre and Rebar Fabrication Division.

With operations in Ontario, Quebec and Western Canada, we are passionate about delivering outstanding service and value.

Service Centre Products



Hollow Structural Steel (HSS)



Plate



Wide Flange Beams



Merchant Bar



Mechanical Tube



Cold Finished Bar



Painted Beams, Lintels and Posts

Reinforcing Steel Products



Black Rebar



Mesh Rebar and Rolls



Deformed and Smooth Wire



Stainless Rebar



Modular Rebar



Glass Fibre Reinforced Polymer (GFRP)



Fabricated Rebar



Cold Drawn Wire

HEAD OFFICE NIAGARA

7771 Stanley Ave., P.O. Box 837, Niagara Falls, ON L2E 6V6

Head Office: 905-354-5691 • Fax: 905-356-0809

Toll Free: 1-800-263-7110

**Same Day Pick-Up
or Next Day Delivery**

Westway Machinery Ltd.

for premium products
outstanding service for
over 45 years.

Press Brakes



**SAFAR
DARLEY**

Multi-Bend Center



R A S

Laser Cutters



Mazak
OPTONICS CORP.

Tube Benders



SOCO

Band Saws




HYDMECH

Sanding & Deburring



TimeSAVERS
Finish First

Waterjet Cutters



Flow

Plate Rolls



LAVI
TECNOLOGIA IN FERRITE

Plate Shears



BAYKAL

**Call
Today!**




WESTWAY MACHINERY LTD.

TOLL FREE: **800.263.1199**

WestwayMachinery.com



Bottleneck?



Breakthrough.

Is lack of manpower and technology causing a bottleneck in your workflow?

The **ASTES HS Skyway** is a fully automated solution with the fastest cutting, sorting, and stacking while maintaining accuracy throughout the entire process.



NEW!

Patented, integrated tool changer head with 6 tools. Out of Center Tools for heavy parts with an odd center of mass. High precision even at high speeds!



Scan to learn more

ASTES⁴

MITSUBISHI LASER

For an in-person or virtual demo, visit mcmachinery.com or call 630-616-5920.

**NEW
version 3**

SlagPro

**GRIND OUT
MORE PROFIT**

NEW AND IMPROVED

- NEW 10 AMP MOTOR
- NEW LONGER LIFE DRIVE SHAFTS
- NEW HEAVY DUTY INDUSTRIAL GEARING



SLAGHOG™ efficiently removes slag from your **CO2** or **Fiber Laser** slats.

It increases the life of your slats, reduces down-time due to slat change out and helps maximize actual production time. It works great on steel or copper slats. A standard laser table can typically be cleaned in about **10 minutes** by a single operator. Call for more information.



1.866.995.9910

FMS

Fabricating Machinery Solutions Inc.

www.fmscanada.ca

FMS is the exclusive Canadian distributor of the Slag Hog slat cleaner.

MACHINERY

LISTING CONTACT:

SM - STEVENS MACHINERY, TORONTO (REXDALE), ON., PH: 866-798-3611
SALIT STEEL - SALIT STEEL, NIAGARA FALLS, ON., PH: 800-263-7110

WM - WESTWAY MACHINERY, MISSISSAUGA, ON., PH: 905-803-9999
EMP- EMPIRE MACHINERY, WINNIPEG, MB., PH: 800-665-8089

BRAKES MANUAL

4' x 22ga.	TENNSMITH, Bench Brake, new, stock	WM
4' x 22 ga.	ENNSMITH, Box and pan brake - new, stock	WM
4' x 16 ga.	TENNSMITH, Bench Brake - new, stock	WM
4' x 16 ga.	TENNSMITH, Box & Pan Brake, - new, stock	WM
4' x 12 ga.	TENNSMITH, Box & Pan Brake, new, stock	WM
6' x 16 ga.	TENNSMITH, Box and Pan Brake, new, stock	WM
6' x 12 ga.	SAMPSON, Box & Pan Brake, LP612U, new, stock	WM
8' x 18 ga.	TENNSMITH - Apron Brake, new, stock	WM
8' x 18 ga.	TENNSMITH, Hand Brake, Made In USA - Ready To Go!	SM
8' x 16 ga.	TENNSMITH - Apron Brake, new, stock	WM
8' x 16 ga.	TIN KNOCKER TK 816 Handbrake	EMP
8' x 12 ga.	SAMPSON, Apron Brake, new, stock	WM
8' x 12 ga.	SAMPSON, Hydraulic, Box & Pan Brake, New	WM
10' x 18 ga.	TENNSMITH, Apron Brake New, stock	WM
10' x 16 ga.	TIN KNOCKER TK1016 Handbrake	EMP
10' x 16 ga.	JOUANEL - CNC Folder	EMP
10' x 16 ga.	NATIONAL, New Hand Brake, 100% USA MADE	SM
10' x 16 ga.	TIN KNOCKER Floor Model Brakes	EMP
10' x 14 ga.	EMPRO Model V-1014-6, Manual Box & Pan Brake	EMP
10' x 14 ga.	BAILEIGH Pre-Owned, Hydraulic Box & Pan Brake	EMP

COIL HANDLING & FEEDING

UNCOILER	DURANT, 600 Lb, Manual, 10" Wide x 44" OD, 3 Keeper Arms, Manual Expansion	SM
UNCOILER	Littell Double Sided Stock Reel, 300 Lbs Each Side, 6.5" Wide x 44" OD, Manual, Keeper Arms	SM
UNCOILER	Littell 600 Lb Capacity, 10" Width x 44" OD Coil, Keeper Arms, 110 Volt Motor	SM
UNCOILER	LITTELL, 1400 Lb Capacity, 7-1/2" Width, 34" OD, Keeper Arms, 208/230/460 Volt Motor	SM
UNCOILER	COLT, 2,500 lbs x 10" Wide x 40" OD Coil, Keeper Arms, 1 Hp DC Motor, Variable Speed, 110 V	SM
UNCOILER	AMERICAN STEEL, 2,500 lbs x 18" Wide x 48" OD Coil, Keeper Arms, Drag Brake, Manual	SM
UNCOILER	K. VOGL, 2,500 lbs x 18" Wide x 48" OD Coil, Keeper Arms, 1 Hp DC Motor, Var. Speed, 550 Volt	SM
CRADLE STRAIGHTENER	COOPER WEYMOUTH, A/C, 15,000 lbs, 62" OD x 18" W, 7 Roll, 15Hp, 230/460V	SM
Rapid Air	Feeds in Stock, RAPIDAIR, 2"-9" wide, New	WM
48-60" Duct	IPI Pro-Ductomatic Front-End Coil Line	EMP

DEBURRING & FINISHING MACHINES

BURRMASTER	Tube End Deburring Machines, Single & Double End, High Speed, NEW & USED	SM
CEMCO	Deburring Machine 37" Wide, Dry, Scotchbrite Drum, Smooths Edges & Surface, Like New, 575V	SM
DOWNDRAFT TABLE	3' X 6', SOURCETEC, SCT-36, 4,252 cfm, steel grates, water trays, 7.5 hp, 575 Volt	SM
WEBER	DEBURRING MACHINES - NEW - THE BEST MACHINES AND FINISH YOU CAN BUY!	SM
BUY WEBER	53" Wide, 2 Heads, Straight Grain & Edge Rounding, Vacuum Bed, 600V	SM

DEBURRING & FINISHING MACHINES

SOCO	Tube End Chamfering, 4" cap., new, stock	WM
TIMESAVER	37", Model 2111-13-00, Single head, wet, 2005, Pre-owned	WM
APEX	37" EZ Sander, IN STOCK	EMP
APEX	25" 1000 Series Wide Deburring Machine	EMP

DRILLS & GRINDERS

BUFFALO	Floor Model Drill, # 18, # 3 MT, 1" Capacity, 12" x 12" Table, 1/2 Hp, 110 Volt	SM
BUFFALO	Floor Model Drill, # 18, # 3 MT, 1" Capacity, 14" x 14" Table, 1.5 Hp, 550 Volt	SM
ERLO	Gear-Head, # 3 MT, TC-30, 1-3/16" Capacity, 16.5" x 15.75" Table, 2 Hp, 575 Volt	SM
SOLBERGA	Gear-Head, # 4 MT, 5/8" Chuck & Arbor, Power Down Feed, 2 Speed Motor, 550 V	SM
MAGNETIC CHUCKS	6" X 12", 8" X 24", 15-3/4 OD - COME AND HAVE A LOOK!!	SM
6" x 18"	CHEVALIER, Manual Feeds, 19" Long, 7" Cross, Dust Collector Unit, 2 Hp, 575 Volt	SM
6" x 18"	EQUIPTOP, Manual Feeds, 19" Long, & 7" Cross Travel, 1-1/2 Hp, 575 Volt	SM
6" x 78"	HM, Model TAS 150, Angle, Belt, 5HP, 550V	SM
CHEVALIER	Pre-Owned Model FSG-1020AD Programmable Surface Grinder	EMP

IRON WORKERS

38 ton	FABMASTER, Punch, 12" throat, New, 575/3/60	WM
55 ton	FABMASTER, 4" angle, 12" flat, 1-1/2" bar, New, In Stock	WM
55 Ton	EMPRO 55 Ton, Model I-55T - IN STOCK	EMP
60 ton	FABMASTER, Punch, 12" throat, New, Stock	WM
60 Ton	Marvel 60 Ton, Model MSIW60D - IN STOCK	EMP
60 Ton	Pre-Owned Durma 60 Ton, Model IW-55 BDT, IN STOCK	EMP
66 ton	FABMASTER, 4" angle, 14" flat, 1-1/2" bar, brake, New, Stock	WM
66 ton	FABMASTER, 5" angle, 14" flat, 1-1/2" bar, New, Stock	WM
66 ton	FABMASTER, 5" angle, 14" flat, 1-1/2" bar, Pre-owned	WM
88 ton	FABMASTER, 6" angle, 18" flat, 1-3/4" bar, New, Stock	WM
88 ton	FABMASTER Punch, 20" throat, New, Stock	WM
110 ton	FABMASTER, 6" angle, 24" flat, 1-3/4" bar, New, Stock	WM
135 ton	FABMASTER, 6" angle, 24" flat, 2" bar, New	WM
180 ton	FABMASTER, 8" angle, 30" flat, 2-1/4" bar, New, Stock	WM
180 ton	Durma Ironworker, Model 165/300, 8"x8"x5/8" Angle, 22" x 3/4" Flat shear, 2013, Pre-owned	WM

LATHES & LATHES CNC

LEBLOND REGAL 14"	Swing, 40" CC, pre-owned	WM
-------------------	--------------------------	----

LASERS, PLASMA

ALPHA LAZER	Prime Series 3015, 4020 & 6025, 5' x 10' - 8' x 20'	EMP
ALPHA LAZER	Pro Series Fiber Laser, 5' x 10' - 8' x 40'	EMP
EMPRO	5' x 10' HVAC Plasma Cutting Table c/w Shop Data Software	EMP



MODERN TOOL LTD

Machine Tools and Fabrication Equipment since 1960.
Sales & Service



MODERNTOOL.COM

BRAKE PRESSES SHEARS LASERS PLASMAS PLATE ROLLS IRONWORKERS CNC MILLING MACHINES BORING MILLS SAWS
CNC LATHES & MANUAL LATHES GRINDERS ROLL BENDERS PORTABLE MACHINE TOOLS TUBE & PIPE BENDERS

MACHINING CENTERS

HORIZONTAL MACHINING CENTERS

5 AXIS MACHINING CENTERS



VE SERIES
Vertical /High Efficiency




LC SERIES
3 Axe Moving Column



IT SERIES
High Rigidity Structure Design



NV SERIES
Vertical /High Performance
Linear Way



MH SERIES
2 Axes Moving Column



BC SERIES
Rigid Structure Design

LEADWELL®

HORIZONTAL TURNING CENTERS



T-7A SERIES
Powerfull Main Spindle 20Hp, 2 Axis
Rigid 30 deg. Slant Bed Cast Iron Base



LTC-20D SERIES
Powerfull Main Spindle 20Hp, 3 Axis
Rigid 30 deg. Slant Bed Cast Iron Base



LTC-60/65 SERIES
Powerfull Main Spindle 49.6Hp, 3 Axis
Rigid 45 deg. Slant Bed Cast Iron Base

VERTICAL TURNING CENTER



VTL SERIES

- High Rigid Of Cross Roller Guide Way Enables Heavy Cutting
- AC Servo Motor & High Accuracy Roller Ball Screw, Direct
- 2 Axis

**PLEASE VISIT OUR OPEN HOUSE, FROM MAY 30TH - JUNE 1ST/2023
AT OUR EDMONTON LOCATION (4820 ELENIAK ROAD)**

ONTARIO OFFICE:
1215 RINGWELL DRIVE, NEWMARKET, ONT., L3Y 8T8
1-905-235-4199

CALGARY OFFICE (HQ):
11488 70TH STREET SE, CALGARY, AB, T2C 4Y3
1-403-236-1150

Newmarket, ON * Calgary, AB * Edmonton, AB * Saskatoon, SK * Atlantic Canada

V-18APC-60

AUTOMATIC VERTICAL BAND SAW

OUR AFFORDABLE, HIGH QUALITY SAWS ARE UNMATCHED IN PROVIDING THE BEST COST-PER-CUT ON THE MARKET

18" X 22" CAPACITY
7.5 HP VFD
1 1/4" BLADE

- AUTOMATIC PROGRAMMABLE MITERING
- FOUR FULL STROKING HYDRAULIC VISES
- AUTOMATIC MULTI-INDEXING
- POWERED MOVEABLE GUIDE ARM

The V-18APC-60 is a automatic ver band saw with the ability to miter from left to 60° right. You can choose a left right side infeed. A 3 degree fixed canted head allows for more efficient cutting and improved blade life when cutting large beams, structural steel, and bundles of square tubing.



RELIABLE SAWS. RELIABLE PEOPLE.
HYDMECH.COM

LASERS, PLASMA

ALPHA LAZER Prime Series 3015, 4020 & 6025, 5' x 10' - 8' x 20' EMP

MILLING MACHINES

9" x 42" FIRST, Turret, R8, Variable Speed, Reversible, Manual Feeds, 2 Hp, 575 Volt SM
 APOLO 1/2" x 9" x 9", Model TV 250/6 Hydraulic, Variable Angle, 5 Hp, 600 V, Elect. Foot Pedal SM
 IRM ROLLING MILL 2 High x 6" Wide, Uncoller/Recoiler, Vari-Speed, New 2000, 7.5 Hp, 230/60/3 Volt SM

NOTCHERS

STRIPPIT 5" x 5" x 10 Gauge Corner Notching Die, Front Table & Guides (2) SM
 PIERCE-ALL 3" x 3" x 10 Gauge Corner Notching Die SM
 APOLLO 1/2" x 9" x 9", Model TV 250/6 Hydraulic, Variable Angle, 5 Hp, 600 V, Elect. Foot Pedal SM
 DURMA Pre-Owned Model VN2006, 1/4" Hyd. Variable Angle Notcher EMP
 EMPRO Model HY-4, 10GA. 8.5" x 8.5" x 90 Degree Hydraulic Notcher EMP

PRESSES

DIE SHOES For Presses - Different Sizes In Stock - COME AND HAVE A LOOK!! SM
 1/2 ton EMG (NEW), Manual Impact Press, 1" Stroke, 0.008" Impact Stroke SM
 1-1/2 ton EMG (NEW), Manual Toggle Press, 2.4" Stroke, 9.85" Shut Height SM
 2 ton ALVA ALLEN, OBI, 1/2" St, Mechanical, Bench Model, Hand Trip, 1/2 Hp, 110 Volt SM
 2 ton AZIMUTH, OBI, Bench Model, 1" St, 4-5/8" SH, Mechanical, 1/3 Hp, 110 Volt SM
 3 ton MANUAL ARBOR PRESS, 5-1/2" Thrt 12-1/2" Open Height, On Stand SM
 4 ton ALCECO, OBI, 1-1/4" St, 5-3/4" SH, 1/3 Hp, Mounted on Steel Bench, 550 Volt SM
 4 ton ALCECO, OBI, 4-BDT, 8" Throat, 1-1/4" St, Mech Clutch, 1/3 Hp, 208/230/460 Volt SM
 4 ton AZIMUTH, OBI, 4-DT12, 12" Throat, 1-1/4" St, 5-3/4" SH, 1/3Hp, 110Volt SM
 5 ton WHITNEY JENSEN, Kick Press, 24" Deep Throat, Floor Model SM
 8 ton ALVA ALLEN, OBI, 1-1/2" St, 7" SH, Mech Clutch, Floor Standing, 1/2 Hp, 110 Volt SM
 8 ton ALVA ALLEN, OBI, 2-3/4" St, 8-3/4" SH, 10" Deep Throat, Floor Standing, 3/4 Hp, 550 Volt SM
 8 ton ALCECO, OBI, 1-1/2" St, 6" SH, Mech Clutch, Mounted On Steel Bench, 1 Hp, 550 Volt SM
 10 ton ROUSSELLE, OBI, 2" St, 6.5" SH, Mech. Clutch, 1/2 HP, 110/220 Volt SM
 12 ton ALVA ALLEN, OBI, 1-3/4" St, 8" SH, Mech Clutch, Floor Standing, 3/4 Hp, 550 Volt SM
 15 ton ROUSSELLE, OBI, 2" St, 7-3/4" SH, Mechanical Clutch, 1 Hp, 550 Volt SM
 20 ton BLOW, OBI, 2" St, 7-3/4" SH, Mech. Clutch, 1 Hp, 550 Volt SM
 22 ton NIAGARA, OBI, 2" St, 8-3/4" SH, Air Act. Mech Clutch, Palms, Foot Pedal SM
 25 ton YOSHINO, PIERCING, 1/4" Stroke, Air Clutch, 575 Volt, Palms, Safety Control SM
 28 ton BROWN BOGGS, OBI, 2-1/2" St, 6-3/4" SH, Air Act Mech Clutch, 2 Hp, 550 Volt SM
 30 ton BROWN BOGGS, OBI, 2-1/2" St, 9" SH Over Bed, Mechanical Clutch, 2 Hp, 550 Volt SM
 30 ton BROWN BOGGS, OBI, 2-1/2" St, 6-3/4" SH, Air Act Mech Clutch, 2 Hp, 550 Volt SM
 30 ton BROWN BOGGS, OBI, 6" St, 9-3/4" SH, Air Act Mech Clutch, 3 Hp, 550 Volt SM
 60 ton BROWN BOGGS, 17.5 LJA, 5" str. Air clutch, light curtains, 86 SPM, Pre-owned WM
 66 ton SEYI SN1-466S, new WM
 121 ton SEYI SN1-121, new WM

PRESS BRAKES

ELECTRIC CNC PRESS BRAKE (NEW) - COASTONE (MADE IN FINLAND SINCE 2004), NEW SM
 ELECTRIC CNC 2 D GRAPHIC CONTROLS, 34" X 25 TON TO 13 FT X 165 TON, 3 AXIS TO 7
 AXIS LASER GUARDS, SERVO DRIVE BALL SCREWS TO RAM WITH ENCODERS, CNC
 RAM CROWNING (STANDARD ON ALL MACHINES OVER 6 FT, 550 VOLT, PSR READY,
 TRAINING & INSTALLATION
 250 ton x 12' WYSONG Hydraulic, 2 Axis CNC Control, Die Holder, Dies, 20 HP, 550 Volt SM
 12 Ft Bottom Die Holder, 2-1/2" H x 3" W x 1/2" Top Slot, Grab Screws Every 10", 3/4" H x 1/2" W Tang on Bottom SM

PRESS BRAKES

40 ton x 4' MITSUBISHI, Servo Electric Press Brake EMP
 50 ton x 31.5" Model HPB-790, 31.5" x 50 Ton H Frame Press Brake EMP
 140 ton x 8' Wysong, 7 axis CNC, Pre-owned WM
 143 ton x 10' AMADA, HFE m2-1303, 8Axis, Safety Laser Beams, Inst 2015 Pre-Owned WM
 148 ton x 10' EMPRO / ALMPAC, Hydraulic Press Brake EMP
 110 ton x 10' SAFAN E-Brake, new in stock WM
 132 ton x 10' BAYKAL, 5 axis + crowning, tooling, safety lights, stock WM
 140 ton x 10' SAFAN E-BRAKE ULTRA, New, In Stock WM
 176 ton x 10' BAYKAL, 7-axis + crowning, tooling, safety lights, stock WM
 176 ton x 12' BAYKAL, 5 axis + crowning, tooling, safety laser beams, stock WM
 175 ton x 12' DURMA, Pre-owned, Hydraulic Press Brake EMP
 176 ton x 12' ERMAK, CNCHAP 11.8 x 176, 4 Axis, CNC crowning, CybeleC DNC 60, 2008, Pre-owned WM
 242 ton x 12' DURMA, Pre-owned, Hydraulic Press Brake EMP
 264 ton x 12' BAYKAL, Delem 66 control, 5 axis, CNC crowning, 2011, Safety Laser beam, Pre-owned WM

PUNCHING MACHINES

UNIPUNCH & STRIPPIT "C" PUNCHES - All Sizes - Over 100 - boxes of punches & dies - all sizes SM
 CLINCHING TOOL, NORLOK, Flange Watson, Portable, Air/Oil Booster Unit, 2 Pieces of 14 Gauge, 110 Volt SM
 ROTEX, 8 ton, 18 Stations, Manual Turret Punch, #18C-2.25, 26" Throat, All Punches & Dies. SM

ROLLS - ANGLE, PLATE & TUBE

1.5" x 3/16" SAHINLER, Angle Roll, PK-30, New WM
 2" x 1/4" SAHINLER, Angle Roll, HPK-35, new WM
 2" x 1/4" SAHINLER, Angle Roll, HPK-50, new WM
 2" x 1/4" SAHINLER Angle Roll, HPK-65 WM
 3" x 1/4" SAHINLER Angle Roll, HPK-80 WM
 4" x 3/8" SAHINLER Angle Roll, HPK-100 WM
 60" x 14ga EMPRO, STOCK - 60" x 14 GA, Powered Slip Roller - R-0520H EMP
 60" x 10ga EMPRO, STOCK - 60" x 10 GA, Powered Slip Roller - R-0535H EMP
 60" x 10ga EMPRO, STOCK - 50" x 16 GA, Powered Slip Roller - X5016E EMP
 60" x 10ga EMPRO, STOCK - 36" x 22 GA, Powered Slip Roller - R3622E EMP
 60" x 1/4" EMPRO, ON ORDER, Power Slip Roller - R-0570H EMP
 4' x 16ga TENNSMITH powered Slip Roll, new, WM
 4' X 10ga. SAHINLER Plate Roll WM
 5' x 3/16" SAHINLER Roll WM
 5' x 1/4" SAHINLER, Hydraulic Roll, New WM
 10' x 5/16" SAHINLER, HYDRAULIC, 4 ROLL, Model 4R HS 30-260 WM
 10' x 5/8" SAHINLER, HYDRAULIC, 4 ROLL, Model 4R HSS 30-360 WM

SAWS

Band Saw Vertical, KBC, 18" Throat, Blade Welder, Var. Speeds, 23" x 17" Table, 2 Hp, 220/60/1 Volt SM
 Band Saw HYD-MECH DM-10, 9-3/4" round cap., new, stock WM
 Band Saw HYD-MECH Saw, S20M, 13" cap. round, new, stock WM
 Band Saw HYD-MECH Saw, S20P, 13" cap. round, new, stock WM
 Band Saw HYD-MECH Saw, S20A, "cap. round, Pre-Owned, 2018, stock WM
 Band Saw HYD-MECH Saw, S20A, automatic feed, 13" cap., new, stock WM
 Band Saw HYD-MECH Saw, S23A, automatic feed, new in stock WM
 Band Saw PISTORIUS, Double Mitre Saw, 2 x 10" Blades, Pneu. Foot Pedal, 110/220 Volt SM

IT'S AS SIMPLE AS BLACK AND WHITE TO BUY A QUALITY MACHINE



WEBER DEBURRING & EDGE FINISHING MACHINE



AUTOMECC CNC CONTROLS FOR PRESS BRAKES



COASTONE CNC ELECTRIC PRESS BRAKES



KENT TUBE DEBURRING DOUBLE END MACHINES



NATIONAL HAND BRAKES AND SHEARS



KENT TUBE DEBURRING SINGLE END MACHINES

AIR COMPRESSORS

10 Hp, 80 Gallon Horizontal Tank, Two Stage Piston Vee Head, 550 Volt
15 HP, 120 Gallon Horizontal Tank, Two Stage Piston Vee Head, 550 Volt

BRAKES, MANUAL

8 Ft x 18 Gauge, TENNSMITH, Hand Brake, Made In USA - Ready To Go!
10 Ft x 16 Gauge, NATIONAL, New Hand Brake, 100% USA MADE

COIL HANDLING & FEEDING

UNCOILER - DURANT, 600 Lb, Manual, 10" Wide x 44" OD, 3 Keeper Arms, Manual Expansion
UNCOILER - Littell Double Sided, 300 Lbs Each Side, 6.5" Wide x 46" OD, Manual, Keeper Arms
UNCOILER - Littell, 600 Lb Capacity, 10" Width x 44" OD Coil, Keeper Arms, 110 Volt Motor
UNCOILER - Littell, 1400 Lb Capacity, 7-1/2" Width, 34" OD, Keeper Arms, 208/230/460 Volt Motor
UNCOILER - COLT, 2,500 lbs x 10" Wide x 40" OD Coil, Keeper Arms, 1 Hp DC Motor, Variable Speed, 110 V
UNCOILER - AMERICAN STEEL, 2,500 lbs x 18" Wide x 48" OD Coil, Keeper Arms, Drag Brake, Manual
UNCOILER - K. VOGEL, 2,500 lbs x 18" Wide x 48" OD Coil, Keeper Arms, 1 Hp DC Motor, Var Speed, 550 Volt

DEBURRING & FINISHING MACHINES

BURRMASTER, Tube End Deburring Machines, Single & Double End, High Speed, NEW & USED
CENCO, Deburring Machine, 37" Wide, Dry, Scotchbrite Drum, Smooths Edges and Surface, Like New, 575V
DOWNDRAFT TABLE, 3' X 6', SOURCETEC, SCT-36, 4,252 cfm, steel grates, water trays, 7.5 hp, 575 Volt
WEBER DEBURRING MACHINES - NEW - THE BEST MACHINES AND FINISH YOU CAN BUY!
WEBER, 53" Wide, 2 Heads, Straight Grain & Edge Rounding, Vacuum Bed, 600 Volt, **STOCK**

DRILLS

BUFFALO Floor Model Drill, # 18, #3 MT, 1" Capacity, 12" x 12" Table, 1/2 Hp Motor, 110 Volt
BUFFALO Floor Model Drill, # 18, #3 MT, 1" Capacity, 14" x 14" Table, 1.5 Hp, 550 Volt
ERLO Geared Head, # 3 MT, TC-30, 1-3/16" Capacity, 16.5" x 15.75" Table, 2 Hp, 575 Volt
SOLBERGA Geared-Head, # 4 MT, 5/8" Chuck & Arbor, Power Down Feed, 2 Speed Motor, 550 Volt

GRINDERS

MAGNETIC CHUCKS - 6" X 12", 8" X 24", 15-3/4 OD - COME AND HAVE A LOOK!!
6" x 18" - CHEVALIER, Manual Feeds, 19" Long, 7" Cross, Dust Collector Unit, 2 Hp, 575 Volt
6" x 18" - EQUIPTOP, Manual Feeds, 19" Long, 7" Cross Travel, 1-1/2 Hp, 575 Volt
6" x 78" - HM, Model TAS 150, Angle, Belt, 5HP, 550V

SHEET METAL EQUIPMENT

20 GAUGE LOCKFORMER SPEEDNOTCH, 4 HEAD, 60 INCH LENGTH, 1HP 110 VOLT

NOTCHERS

STRIPPIT - 5" x 5" x 10 Gauge Corner Notching Die, Front Table & Guides (2)

PIERCE-ALL - 3" x 3" x 10 Gauge Corner Notching Die

APOLLO, 1/4" x 9" x 9", Model TV 250/6 Hydraulic, Variable Angle, 5 Hp, 600 V, Elect. Foot Pedal

MILLING MACHINES

9" x 42" - FIRST, Turret, R8, Variable Speed, Reversible, Manual Feeds, 2 Hp, 575 Volt

IRM ROLLING MILL - 2-High x 6" Wide, Uncoiler/Recoiler, Vari-Speed, New 2000, 7.5 Hp, 230/60/3 Volt

PRESSES

DIE SHOES For Presses - Different Sizes In Stock - COME AND HAVE A LOOK!!

1/2 ton - EMG (NEW), Manual Impact Press, 1" Stroke, 0.008" Impact Stroke

1-1/2 ton - EMG (NEW), Manual Toggle Press, 2.4" Stroke, 9.85" Shut Height

2 ton - ALVA ALLEN, OBI, 3/4" St, Mechanical, Bench Model, Hand Trip, 1/4 Hp, 110 Volt

2 ton - AZIMUTH, OBI, Bench Model, 1" St, 4-5/8" SH, Mechanical, 1/3 Hp, 110 Volt

PRESSES

3 ton - MANUAL ARBOR PRESS, 5-1/2" Throat, 12-1/2" Open Height, On Stand
4 ton - ALCECO, OBI, 1-1/4" St, 5-3/4" SH, 1/3 Hp, Mounted on Steel Bench, 550 Volt
4 ton - ALCECO, OBI, 4-8DT, 8" Throat, 1-1/4" St, Mech Clutch, 1/3 Hp, 208/230/460 Volt
4 ton - AZIMUTH, OBI, 4-DT12, 12" Throat, 1-1/4" St, 5-3/4" SH, 1/3 Hp, 110 Volt
5 ton - WHITNEY JENSEN, Kick Press, 24" Deep Throat, Floor Model
8 ton - ALVA ALLEN, OBI, 1-1/2" St, 7" SH, Mech Clutch, Floor Standing, 1/4 Hp, 110 Volt
8 ton - ALVA ALLEN, OBI, 2-3/4" St, 8-3/4" SH, 10" Deep Throat, Floor Standing, 3/4 Hp, 550 Volt
8 ton - ALCECO, OBI, 1-1/2" St, 6" SH, Mech Clutch, Mounted On Steel Bench, 1 Hp, 550 Volt
10 ton - ROUSSELLE, OBI, 2" St, 6.5" SH, Mech. Clutch, 1/2 Hp, 110/220 Volt
12 ton - ALVA ALLEN, OBI, 1-3/4" St, 8" SH, Mech Clutch, - 3/4 Hp, 550 Volt
15 ton - ROUSSELLE, OBI, 2" St, 7-3/4" SH, Mechanical Clutch, 1 Hp, 550 Volt
20 ton - BLOW, OBI, 2" St, 7-3/4" SH, Mech. Clutch, 1 Hp, 550 Volt
22 ton - NIAGARA, OBI, 2" St, 8-3/4" SH, Air Act. Mech Clutch, Palms, Foot Pedal
25 ton - YOSHINO, PIERCING, 1/4" Stroke, Air Clutch, 575 Volt, Palms, Safety Control
28 ton - BROWN BOGGS, OBI, 2-1/2" St, 6-3/4" SH, Air Act Mech Clutch, 2 Hp, 550 Volt
30 ton - BROWN BOGGS, OBI, 2-1/2" St, 9" SH Over Bed, Mechanical Clutch, 2 Hp, 550 Volt
30 ton - BROWN BOGGS, OBI, 2-1/2" St, 6-3/4" SH, Air Act Mech Clutch, 2 Hp, 550 Volt
30 ton - BROWN BOGGS, OBI, 6" St, 9-3/4" SH, Air Act Mech Clutch, 3 Hp, 550 Volt
44 ton - ALCECO, OBI, 3" St, 10" SH, 28" x 18" Bed, Mech. Clutch, 3 Hp, 550 Volt

PRESS BRAKES

ELECTRIC CNC PRESS BRAKES (NEW) - COASTONE (MADE IN FINLAND SINCE 2004),
2 D GRAPHIC CONTROLS, 34" X 25 TON TO 13 FT X 165 TON, 3 AXIS TO 7 AXIS, LASER GUARDS,
SERVO DRIVE BALL SCREWS TO RAM WITH ENCODERS, CNC RAM CROSSING (STANDARD ON
ALL MACHINES OVER 6 FT, 550 VOLT, PSR READY, TRAINING & INSTALLATION
250 Ton x 12FT, WYSONG, Hydraulic, 2 Axis CNC Control, Die Holder, Dies, 20Hp, 550 Volt
12 Ft Bottom Die Holder, 2-1/2" H x 3" W x 1/2" Top Slot, Grub Screws Every 10" 3/4" H x 1/2" W Tang on Bottom

PUNCHING MACHINES

UNIPUNCH & STRIPPIT "C" PUNCHES - All Sizes - Over 100 - boxes of punches & dies - all sizes
CLINCHING TOOL, NORLOK, Flange Watson, Portable, Air/Oil Booster Unit, 2 Pieces of 14 Gauge, 110 Volt
ROTEX, 8 ton, 18 Station, Manual Turret Punch, #18C-2.25, 26" Throat, All Punches & Dies, Great For Sheet Metal Shop!

SAWS

Band Saw, Vertical, KBC, 18" Throat, Blade Welder, Var. Speeds, 23" x 17" Table, 2 Hp, 220/60/1 Volt
Cold Saw, DELTA, 12" Blade, Steel & Aluminium, Drip Coolant, 48" Infeed/Outfeed Extensions, 5 Hp Motor, 575 Volt
Cold Saw, SCOTCHMAN, 12" Blade, Straight Cut, High/Low Speeds, Pneu. Infeed, Pneu. Vise, Pneu. Head
PISTORIUS - Double Mitre Saw, 2 x 10" Blades, Pneu. Foot Pedal, 110/220 Volt
Radial Arm Saw, DEWALT, 18" Carbide Tipped Blade, 26" Travel, 5 Hp Motor, 575 Volt

SHEARS

16 ga. X 50" - EDWARDS, Pneumatic Shear, Pneumatic Foot Pedal, Pneumatic Hold Downs

16 ga. x 72" - NIAGARA, Mechanical Shear, Mechanical Foot Pedal, 5 Hp, 575 Volt

14 ga. x 52" - SAMPSON, Hydraulic, 40 SPM, Single/Continuous, Electric Foot Pedal, 3 Hp, 550 Volt

1/4" x 10 Ft - VIMERCUTI, Hydraulic, CNC Back Gauge, Power Rake & Gap, 10Hp, 550 Volt

1/4" x 12 Ft - WYSONG, Hydraulic, 36" CNC Back Gauge, Sq. Arm, Two Support Arms, 20 Hp, 550 Volt - SPECIAL PRICE!

WELDERS

275 AMP, LINCOLN, TIG & STICK WELDER Plug, Cables, Microstart, Sq. Wave, 575/110/60 Volt

25 KVA, WELDOMATIC, Spot Welder, 18" Throat, Weltronic Decade 5 Control, Air Foot Pedal, 550 Volt

15 KVA, REX, Spot Welder, 14" Arms, Water Cooled Tips, Mech. Treadle, 550 Volt

15 KVA, WELDOMATIC, Spot Welder, 7-1/2" Arms, Water Cooled Tips, Mech. Treadle, 550 Volt

10 KVA, WELDOMATIC, Spot Welder, 12" Arms, Water-Cooled Tips, Mech. Treadle, 550 Volt

Wirefeeder, FRONIUS, VRI500, Robotic, 4 Roller Drive, Digital Controlled For 3 rd Axis, New

STEVENS MACHINERY
Sales Inc.

26 Airview Road, Unit #A, Etobicoke (Toronto) ON., M9W 4P2
Ph: 416-798-3611 - TF: 1-866-798-3611 - Email: andrew@stevensmachine.com
www.stevensmachine.com



CENTRAL RAIL SUPPLY LTD.

P.O. BOX 5158, L.C.D. 1, HAMILTON, ONTARIO L8L 8G1



CENTRAL RAIL NEW AND RELAY RAIL MINING RAIL & SWITCHWORK JOINT BARS / TRACKBOLTS FASTENERS

www.centralrailsupply.com

Tel: (905) 521-8477 - Fax: (905) 529-7912

Email: info@centralrailsupply.com

SAWS

Band Saw	1600-ELLIS Bandsaw, 10" Round @ 90 degrees	EMP
Band Saw	ELLIS, Model 1800, Mitering Bandsaw	EMP
Radial Arm Saw	DEWALT, 18" Carbide Tipped Blade, 26" Travel, 5 Hp Motor, 575 Volt Cold Saw	SM
DELTA, 12" Blade, Steel & Aluminium, Drip Coolant, 48" Infeed/Outfeed Extensions, 5 Hp Motor, 575 Volt		SM
Cold Saw	SCOTCHMAN, 12" Blade, Straight Cut, High/Low Speeds, Pneu. Infeed, Pneu. Vise, Pneu. Head	SM
Cold Saw	ELUMATEC High Speed Saw, 15" blade, for aluminum	WM
Cold Saw	SOCO, 11" blade, manual, new, stock	WM
Cold Saw	SOCO, 12-1/2" blade, manual, new, stock	WM
Cold Saw	SOCO, 14-1/2" blade, manual, New, Stock	WM
Cold Saw	SOCO, 14-1/2" blade, fully automatic CNC, new, stock	WM
Cold Saw	SOCO, Automatic, Model 350 FA, 4" Cap., Pre-Owned	WM
Vertical Saw	HYD-MECH, V18, 45 Degree tilt L & R, Pre-Owned	WM

SHEARS

4' x 10 ga	SAMPSON, Hydraulic Shear, New, Stock	WM
3' x 16 ga	TENNSMITH, Foot Shear, New, In Stock	WM
4' x 16 ga	TENNSMITH, Foot Shear, New, In Stock	WM
4' x 16 ga	TENNSMITH Pneumatic Shear, new, stock	WM
4' x 16 ga	TENNSMITH Hydraulic Shear, new, stock	WM
50" x 16 ga	EDWARDS, Pneumatic Shear, Pneumatic Foot Pedal, Pneumatic Hold Downs	SM
72" x 16 ga	NIAGARA, Mechanical Shear, Mechanical Foot Pedal, 5 Hp, 575 Volt	SM
10' x 16 ga	JOUANEL Electro-Mechanical Shear, IN STOCK	EMP
10' x 14 ga	TENNSMITH LM1014F, Shear, New	WM
10' x 1/4"	EMPRO Hydraulic Shear,	EMP
10' x 1/4"	BAYKAL Hydraulic Swing Beam Shear, new, stock	WM
10' x 16 ga	JOUANEL Electro-Mechanical Shear, IN STOCK	EMP
10' x 14 ga	TENNSMITH LM1014F, Shear, New	WM
10' x 1/4"	EMPRO Hydraulic Shear	EMP
10' x 1/4"	BAYKAL Hydraulic Swing Beam Shear, new, stock	WM
12' x 1/4"	WYSONG, Hydraulic, 36" CNC Back Gauge, Sq. Arm, Two Support Arms, 20 Hp, 550 Volt - SPECIAL PRICE!	SM
10' x 5/16"	BAYKAL Hydraulic Swing Beam Shear, 2020, Rear Sheet support, pre-owned, stock	WM
10' x 3/8"	BAYKAL Hydraulic, CNC, Guillotine Shear, 2021, Rear Sheet Support, pre-owned, stock	WM
10' x 14 ga	VIMERCUTI, Hydraulic, CNC Back Gauge, Power Rake & Gap, 10 Hp, 550 Volt	SM
52" x 14 ga	SAMPSON, Hydraulic, 40 SPM, Single/Continuous, Electric Foot Pedal, 3 Hp, 550 Volt	SM
52" x 14 ga	EMPRO Hydraulic Shears, H5214- 220/1, 220/3, & 575/3 Phase	EMP
60" x 14 ga	EMPRO, Model H6014 - 60" x 14 Ga Hydraulic Shears	EMP

SHEET METAL EQUIPMENT

FLAGLER	20ga. Pittsburg Machine, new, stock	WM
FLAGLER	24ga. Junior Pittsburg Machine, new, stock	WM
VICON	S and Drive cleat rollformer, with pittsburg rolls and 4-1 rolls and slitter, NEW	WM
VICON	20ga., Snap Lock Button Punch, new stock	WM
PIERCE ALL	50 ton, Hydr. Ram, Single Head, Punch Holder, Cabinets, No Tooling, 5 Hp, 550 Volt	SM
JOURNAL	CNC Folder, 10FT x 16GA, IN STOCK	EMP
NORLOK	SURLOCK III, Clinching Machine	EMP
NORLOK	SURLOCK II, High Speed Clinching Machine	EMP
LOCKFORMER	Pre-owned 16 Ga Pittsburgh Rollformer - Stock	EMP
LOCKFORMER	Pre-owned Quick-Lok Clinching Machine	EMP
SPIRAL HELIX	3600 TUBEFORMER - 3" - 64" Diameter	EMP

TUBE MACHINERY

ADDISON MCKEE	Tube End former, Model FM-150ER, 6" Capacity, 2006, Pre-owned	WM
SPIRAL HELIX	3600 Tubeformer	EMP

WELDING EQUIPMENT

Tig & Stick Welder	275 Amp, LINCOLN, Plug, Cables, Microstart, Sq. Wave, 575/1/60 Volt	SM
Spot Welder	25 KVA, WELDOMATIC, Spot Welder, 18" Throat, Weltronic Decade 5 Control, Air Foot Pedal, 550 Volt	SM
Spot Welder	18 KVA, REX, 14" Arms, Water Cooled Tips, Mech. Treadle, 550 Volt	SM
Spot Welder	15 KVA, WELDOMATIC, 7-1/2" Arms, Water Cooled Tips, Mech. Treadle, 550 Volt	SM
Spot Welder	10 KVA, WELDOMATIC, 12" Arms, Water-Cooled Tips, Mech. Treadle, 550 Volt	SM
Wirefeeder	FRONIUS, VR1500, Robotic, 4 Roller Drive, Digital Controlled For 3 rd Axis, New	SM
SAND BLAST CABINET	Pre-Owned, Model P-3636-6, Pressure Dry Blast Cabinet	EMP
50kva, SIP, Press type, 18" throat, Solid state control, Pre-owned		WM

MISCELLANEOUS EQUIPMENT

Air Compressor	- 10 HP, 80 Gallon Horizontal Tank, Two Stage Piston Vee Head, 550 Volt	SM
Air Compressor	- 15 HP, 120 Gallon Hor. Tank, Two Stage Piston Vee Head, 550 Volt	SM
ROPPER WHITNEY	- Rotary Turning, 24ga., Pre-owned	WM
FLOW, Model 713633, 6'6" x 13', 60k pump, Flying Bridge, Dynamic Head, Low Hrs, Pre-owned		WM
SPIRAL HELIX	- 5" - 5", Gorelocker Sport Plus	EMP



Located West Of Toronto and North Of Kitchener

**WE OFFER COST EFFECTIVE
&
COMPETITIVE PRICING ON:**



- LASER CUTTING
- FORMING
- SHEARING
- EDGE FLANGES ON CIRCLES

J.M. Bowman Manufacturing Inc.
3711 Temperance Rd, Wallenstein, ON N0B 2S0
Ph: 519-664-1135



**FERRIC
MACHINERY**

FERRIC-ERBEND
SHEET METAL FOLDERS



CNC MOTORIZED FOLDERS

SINGLE & COMBI BEAM MACHINES

NUMERICAL & 2D GRAPHIC CONTROL

CUSTOM CONFIGURATIONS AVAILABLE

FOLDING CAPACITY

- 16G to 8G mild steel

WORKING LENGTH

- Up to 14ft

FOLDING ANGLE

- 0-150° folding angle

**SCAN HERE TO SEE OUR
COMPLETE SELECTION**



CUSTOM CONFIGURATIONS AVAILABLE



**FERRIC
MACHINERY**



10 Natura Way Cambridge, ON N3C 0G7

**HIGH QUALITY
MACHINES | SERVICE | PARTS**

JÖRG

Coil Fed Laser Cutter

EFFICIENT NESTING

Minimize wasted material.

UP TO 14G CAPACITY

Mild, aluminum, galvanized & stainless.

SINGLE OR MULTI-COIL

Automatic feeding.

MATERIAL WIDTH

41", 48" or 60".


COMPACT SETUP

Minimum floor space.

IPG FIBER LASER

Faster, less energy, less maintenance.

WWW.FERRICMACHINERY.COM Toll-Free (877) 337-7424 Local (519) 220-1429



RAINBOW ELECTRONICS

Rainbow Electronics is dedicated to being the leader in Resistance Welding by consistently providing products of the highest quality, service and knowledge to our customers. We offer customized equipment for many different industries such as steel doors, automotive, metal furniture, water heater, and many more.

Rainbow also has an in house machine shop that can manufacture specialty electrodes, custom weld arm holders, just to name a few.

STANDARD WELDERS

New Welders



Overhauled Welders



WELD-O-MATIC
MACHINES COMPANY LIMITED

CUSTOM WELDERS



RAINBOW ELECTRONICS

1700 Bonhill Road, Mississauga, ON L5T 1C8 Tel: (905)565-1980, Fax: (905)565-1981

Email: welding@rainbow-electronics.com

www.rainbow-electronics.com

Oblong Punches and Dies

IO16 OBLONG Punches and Dies		IO20 OBLONG Punches and Dies		IO26 OBLONG Punches and Dies				
IO16 - IO55	IO20 - IO59	IO26 - IO62	IO16 PUNCHES	IO55 DIES	IO20 PUNCHES	IO59 DIES	IO26 PUNCHES	IO62 DIES
			\$65.00	\$65.00	\$70.00	\$70.00	\$82.00	\$82.00

KEY WAYS & WHISTLE STOPS
FURNISHED UPON REQUEST!



To view our complete Oblong Stock List go to:
<http://punchtools.com/ironworker>



Punch Cross Reference Table							
Punch Tools	CST	CPD	AP	GF	Mechant	Piranha	Mubea
I16	219	F16	119	37	DH	H1	
I20	221	F20	121	40	EA	H2	
I26	228	F26	128	45	EF		

Die Cross Reference Table							
Punch Tools	CST	CPD	AP	GF	Mechant	Piranha	Mubea
I55	413	F55	313	81	JB	H1	
I59	417	F59	317	82	JC	H2	
I62	419	F62	319	85	JF		

Press Brake Louver Tools

Capacity to 12GA Stainless



For a video demonstration and more information go to:
<http://punchtools.com/louwer>

Punch Tools Inc.

Toll Free: 1.800.668.4996 • Website: www.punchtools.com • Email: orders@punchtools.com

Proudly Made in Canada by Punch Tools

ANGLE/CHANNEL/FLAT/ROUNDS/SQUARES/EXP METAL/ PLATE			ANGLE/CHANNEL/FLAT/ROUNDS/SQUARES/EXP METAL/ PLATE		
10 tons	Angle 2 x 2 x 3/8 x 34' -3"	SALIT STEEL	21 pcs	Expanded Metal - 1" - 12F 48 x 96'	SALIT STEEL
54 pcs	Angle 2 x 2 x 3/8 x 14' -3"	SALIT STEEL	4 pcs	Plate - 1 3/4" x 96 x 240 - 50W	SALIT STEEL
200 pcs	Flat Bar 1/8 x 1 1/2 x 5.583	SALIT STEEL	3 pcs	Plate - 2" x 96 x 240 - 50W	SALIT STEEL
1 tons	Flat Bar - 3/16 x 1/2 x 20'	SALIT STEEL	TUBE AND PIPE		
3 tons	Flat Bar 5/16 x 3 1/2 x 20'	SALIT STEEL	1 pcs	9 5/8" od x .250 wall x .42'	SALIT STEEL
6 tons	Flat Bar 5/16 x 4 x 20'	SALIT STEEL	10 pcs	5.5 x 5.5 x .313 x 52' - A500C	SALIT STEEL
3 tons	Flat Bar 5/16 x 7 x 20'	SALIT STEEL	1 pcs	14 x 4 x .250 x 23'	SALIT STEEL
1 ton	Flat Bar 5/8 x 2 x 20' no MTR's	SALIT STEEL	1 pcs	14 x 4 x .375 x 48' - A500C	SALIT STEEL
2 tons	Flat Bar 1/2 x 2 3/4 x 20'	SALIT STEEL	1 pcs	14 x 14 x .375 x 29' A500C	SALIT STEEL
70 pcs	Flat Bar 1/2 x 5 x 6.5'	SALIT STEEL	1 pcs	16 x 12 x .313 x 27.083' A500C	SALIT STEEL
1 tons	Flat Bar 5/8 x 3 1/2 x 20'	SALIT STEEL	I BEAMS & WIDE FLANGE		
2 tons	Flat Bar 3/4 x 1 1/4 x 20'	SALIT STEEL	5 pcs	std. I Beam - 10 @ 25.4 x 11' to 12'	SALIT STEEL
2 tons	Flat Bar 1 x 7 x 20'	SALIT STEEL	9 pcs	WF Beam - 10 @ v 39 x 7' to 10'	SALIT STEEL
2 tons	Flat Bar 1 1/4 x 5 x 20'	SALIT STEEL	RAIL - STEEL		
44 pcs	Round Bar - 1 3/8" x 15' - wavy	SALIT STEEL	30# ASCE RAIL - 20' & 30' LTHS.	CENTRAL RAIL	
44 pcs	Round Bar - 1 3/8" x 5' - wavy	SALIT STEEL	40# ASCE RAIL - 20', 30' & 40' LTHS.	CENTRAL RAIL	
100 pcs	Round Bar - 1" x 6.417'	SALIT STEEL	60# ASCE RAIL - 20', 30' & 40' LTHS.	CENTRAL RAIL	
26 pcs	Round Bar - 7/8" x 8'	SALIT STEEL	80# ASCE RAIL - 39' LTHS.	CENTRAL RAIL	
100 pcs	Round Bar - 7/8" x 6.417'	SALIT STEEL	85# ASCE RAIL - 39' LTHS.	CENTRAL RAIL	

Canadian Owned, Family Operated



INDUSTRIAL GASES



WELDING EQUIPMENT



FORKLIFT PROPANE



WELDING WIRE & ELECTRODES

FABTECH

June 14 - 16, 2022, Toronto Congress Centre Booth #10051

201 Basaltic Road, Concord, ON., L4K 1G4

Ph: 416-658-1212 Email: richard@josefgases.com Website: www.josefgases.com

Kubes Steel Quick Reference Chart for 2-Axis Section Rolling and Bending

Beams Easy Way To 40" section depth	Beams Hard Way To 27" section depth	Beams Swept To 40" section depth	Beams Cambered To 40" section depth	Tee Stem Up/Down To 18" Section Depth	Tee Stem In To 18" Section Depth	Tee Stem Out To 18" Section Depth	Pipe to 42" Diameter
Channel Toe In To 18" section depth	Channel Toe Out To 18" section depth	Channel Hard Way To 18" section depth	Kubes can custom form Channels to your specifications	Square to 10" x 10"	Round to 10 1/2" Diameter	Flat Bar Easy Way To 4" x 22"	Flat Bar Hard Way To 2 3/8" x 16"
Angle Leg In To 8 x 8 x 1 1/4"	Angle Short Leg In To 8 x 8 x 1 1/4"	Angle Long Leg In To 8 x 8 x 1 1/4"	Angle Heel In To 8 x 8 x 1 1/4"	Angle Leg Out To 8 x 8 x 1 1/4"	Angle Short Leg Out To 8 x 8 x 1 1/4"	Angle Long Leg Out To 8 x 8 x 1 1/4"	Angle Heel Out To 8 x 8 x 1 1/4"
Square HSS To 20" x 20"	Square HSS Diagonal To 20" x 20"	Rectangular HSS Easy Way To 20" x 16"	Rectangular HSS Hard Way To 20" x 16"	Round HSS To 42" Diameter	Standard Rail Ball Up To 135# / Yd	Standard Rail Ball In To 135# / Yd	Standard Rail Ball Out To 135# / Yd

KUBES STEEL
WHERE METAL TAKES SHAPE

Canada's Source for:
Structural Section, Pipe, Plate Rolling and Forming
Solutions for Architectural, Structural, Manufacturing,
Mining and Mechanical Process Applications



STEEL
PLUS NETWORK LLC



Contact us:
930 Arvin Avenue
Stoney Creek, Ontario
Canada L8E 5Y8
Toll Free: 1.877.327.8357
Telephone: 905.643.1229
Facsimile: 905.643.4003
Email: kubes@kubesteel.com
www.kubesteel.com

ISO 9001

Where service is still personal





We service all makes and models of band saws and metal cutting machinery used by metal fabricators, steel manufacturers and machine shops across southern Ontario.

Services

- Emergency repairs
- Preventative maintenance
- 20-point machine inspection
- PLC software upgrades
- Operator and safety training
- **Full Service Now Available In GTA**

We also provide

- High performance band saw blades
- Custom-sized, welded band saw blades
- Machine coolant and lubricants
- Pre-fabricated and custom machine parts
- In stock or custom conveyors

Machinery Serviced

- Horizontal and vertical band saws
 - Cold saws and Iron workers
- (makes include: Hyd-Mech, DoAll, Kasto, Cosen, Behringer, Marvel, Bomar, Amada, Hem Saw)

Phone: 519-897-7292
 Fax: 519-265-9331
 office@ontariosawservice.com
 www.ontariosawservice.com



STEEL MARKETPLACE

12 - 111 Fourth Ave., Suite #351 St. Catharines, ON L2S 3P5
 Phone: 905-685-4766
 Email: info@steelmarketplace.com
 Website: www.steelmarketplace.com

Published Monthly & Distributed Across Canada
To Advertise Please Call
1-800-263-1440

Publisher: Colin Klein Design & Layout: Peak Imaging

To re-direct, cancel or obtain additional copies, please email your request to: info@steelmarketplace.com

NEXT ISSUE: JUNE 2023, CLOSING DATE FOR NEXT ISSUE: MAY 25, 2023

Steel Marketplace Publication and Logo Copyright © 2013. All rights reserved. No part of this publication may be reproduced without the express permission from the publisher. The publisher assumes no responsibility for statements or claims made by advertisers.

MAY 2023 ADVERTISERS INDEX

<u>COMPANY</u>	<u>PAGE</u>	<u>COMPANY</u>	<u>PAGE</u>
Central Rail Supply	8	Machine Solutions	15
FMS Slag Hog	4	Modern Tool Ltd.	5
Ferric Machinery	9 - 10	Punch Tools	12
Hyd-Mech Saws	6	Rainbow Electronics	11
J.M. Bowman Manufacturing Inc.	8	Salit Salit	FC
Josef Gases	12	Stevens Machinery	7
Kubes Steel	13	Tri-County Saw Services	14
MC Machinery	3	Westway Machinery Ltd.	2 - BC



HYBRID POWER
Introducing the iBend H Series
Up to 50% more energy efficient
20% faster

iLaser PROVEN PERFORMANCE



877-242-9706
mvdcanada.com

EUROSTAMP TOOLING
the Italian excellence

Precision tooling at excellent prices



Trumf style



Wila style



Bystronic style

FABMaster

HYDRAULIC IRONWORKERS & PUNCHING MACHINES



Pipe Notching



Angle Bending



Punching



Rounding off
Corners



Press Brake



Punching



Radius Corners



Pipe Punching



Cutting and
Rounding off



Bilateral
Rounding off



Round Bar Shear



Square Bar Shear



Channel Shear



I Beam Shear



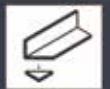
Angle Shear



HIGHEST
QUALITY
BEST
VALUE.



Flat Bar Shear



Angle Miter Shear



Vee Notching



Notching



Notching



Westway Machinery Ltd.
www.westwaymachinery.com

647-308-5985