



STEEL[®]




MARKETPLACE

CONNECTING BUYERS & SELLERS IN THE FABRICATION AND METAL WORKING INDUSTRY



SafanDarley R-Brake:

the flexible bending cell



- Revolutionary bending-cell concept
- Press brake and the robot have been integrated into a single system
- The robotic arm moves horizontally along a 6-metre long traverse
- Floor in front of the press brake is free for positioning sheet feed and discharge tables
- Press brake can be operated without the robot if required



Exclusive Canadian Distributor
WESTWAY MACHINERY

905-803-9999 | sales@westwaymachinery.com | www.westwaymachinery.com



Providing quality metal cutting services to fit your needs.
We also offer fast turn around, to get the finished product back to you!



TUBE LASER

Tube Laser cutting from prototype to production runs. Square, Round, and Rectangle Tubing, Pipe, C Channel, Angle Iron and other shapes.



WELDING

We can help with all your welding needs.



FLAT SHEET LASER

Flat sheet laser cutting and forming, from prototype to production runs. Steel, Stainless Steel or Aluminum.



Riverbank Metals Inc.

098311 4th Line SW Melancthon, ON. L9V 2C4
Ph: 226-568-3950 • Email: sales@riverbankmetals.ca

MACHINERY

LISTING CONTACT:

SM - STEVENS MACHINERY, TORONTO (REXDALE), ON., PH: 866-798-3611
SALIT STEEL - SALIT STEEL, NIAGARA FALLS, ON., PH: 800-263-7110

WM - WESTWAY MACHINERY, MISSISSAUGA, ON., PH: 905-803-9999
EMP- EMPIRE MACHINERY, WINNIPEG, MB., PH: 800-665-8089

BRAKES MANUAL

4' x 22ga.	TENNSMITH, Bench Brake, new, stock	WM
4' x 22 ga.	ENNSMITH, Box and pan brake - new, stock	WM
4' x 16 ga.	TENNSMITH, Bench Brake - new, stock	WM
4' x 16 ga.	TENNSMITH, Box & Pan Brake - new, stock	WM
4' x 12 ga.	TENNSMITH, Box & Pan Brake, new, stock	WM
6' x 16 ga.	TENNSMITH, Box and Pan Brake, new, stock	WM
6' x 12 ga.	SAMPSON, Box & Pan Brake, LD612U, new, stock	WM
8' x 18 ga.	TENNSMITH - Apron Brake, new, stock	WM
8' x 18 ga.	TENNSMITH, Used Hand Brake, Made In USA - Ready To Go!	SM
8' x 16 ga.	SAMPSON, New Hand Brake, Heavy Duty, In Stock!	SM
8' x 16 ga.	TENNSMITH - Apron Brake, new, stock	WM
8' x 16 ga.	TIN KNOCKER TK 816 Handbrake	EMP
8' x 12 ga.	SAMPSON, Apron Brake, new, stock	WM
8' x 12 ga.	SAMPSON, Hydraulic, Box & Pan Brake, New	WM
10' x 18 ga.	TENNSMITH, Apron Brake New, stock	WM
10' x 16 ga.	JOUANEL - CNC Folder	EMP
10' x 16 ga.	SAMPSON, New Hand Brake, Heavy Duty, In Stock!	SM
10' x 16 ga.	NATIONAL, New Hand Brake, 100% USA MADE	SM
10' x 16 ga.	TIN KNOCKER Floor Model Brakes	EMP
10' x 14 ga.	EMPRO Model V-1014-6, Manual Box & Pan Brake	EMP

COIL HANDLING & FEEDING

UNCOILER	DURANT, 600 Lb, Manual, 10" Wide x 44" OD, 3 Keeper Arms, Manual Expansion	SM
UNCOILER	Littell Double Sided Stock Reel, 300 Lbs Each Side, 6.5" Wide x 46" OD, Manual, Keeper Arms	SM
UNCOILER	Littell 600 Lb Capacity, 10" Width x 44" OD Coil, Keeper Arms, 110 Volt Motor	SM
UNCOILER	LITTELL, 1400 Lb Capacity, 7-1/2" Width, 34" OD, Keeper Arms, 208/230/460 Volt Motor	SM
UNCOILER	COIT, 2,500 lbs x 10" Wide x 40" OD Coil, Keeper Arms, 1 Hp DC Motor, Variable Speed, 110 V	SM
UNCOILER	AMERICAN STEEL, 2,500 lbs x 18" Wide x 48" OD Coil, Keeper Arms, Drag Brake, Manual	SM
UNCOILER	K. VOGEL, 2,500 lbs x 18" Wide x 48" OD Coil, Keeper Arms, 1 Hp DC Motor, Var. Speed, 550 Volt	SM
UNCOILER	Littell 2,500 lbs x 18" Wide x 60" OD Coil, Keeper Arms, 1 Hp Motor, 550 Volt	SM
UNCOILER	AMERICAN 4,000 lbs 3 Keeper Arms, Manual Expansion, Drag Brake	SM
Rapid Air	Feeds in Stock, RAPIDAIR, 2"-8" wide, New	WM

COIL HANDLING & FEEDING

UNCOILER	6000 Lb. x 36" Coit Motorized Uncoiler, Pre-owned	WM
	Motorized Uncoiler, Pre-owned	EMP

DEBURRING & FINISHING MACHINES

BURRMASTER	Tube End Deburring Machines, Single & Double End, High Speed, NEW & USED	SM
DOWNDRAFT TABLE	3' X 6', SOURCETEC, SCT-36, 4,252 cfm, steel grates, water trays, 7.5 hp, 575 Volt	SM
WEBER Deburring Machine	TTSC 1P(2)-1100, Abrasive Belt/ Planetary Brush, Vacuum Bed, 600 Volt	SM
WEBER Deburring Machine	PT-1350 DR 2, Abrasive Belt/ Rotary Brush, Vacuum Bed, 600 Volt	SM
WET DUST COLLECTOR UNIT	3,000 CFM, Stainless Steel, Model: C7, 7-1/2 Hp Motor, 480 Volt	SM
SOCO	Tube End Chamfering, 4" cap., new, stock	WM
TIMESAVER	37", Model 2111-13-00, Single head, wet, 2005, Pre-owned	WM
APEX	37" EZ Sander, IN STOCK	EMP
APEX	25" 1000 Series Wide Deburring Machine	EMP

DRILLS & GRINDERS

BUFFALO	Floor Model Drill, # 18, #3 MT, 1" Capacity, 12" x 12" Table, 1/2 Hp, 110 Volt	SM
BUFFALO	Floor Model Drill, # 18, #3 MT, 1" Capacity, 14" x 14" Table, 1.5 Hp, 550 Volt	SM
ERLO	Geared-Head, #3 MT, TC-30, 1-3/16" Capacity, 16.5" x 15.75" Table, 2 Hp, 575 Volt	SM
SOLBERGA	Geared-Head, #4 MT, 5/8" Chuck & Arbor, Power Down Feed, 2 Speed Motor, 550 V	SM
6" x 18"	CHEVALIER, Manual Feeds, 19" Long, 7" Cross, Dust Collector Unit, 2 Hp, 575 Volt	SM
6" x 18"	EQUIPTOP, Manual Feeds, 19" Long, & 7" Cross Travel, 1-1/2 Hp, 575 Volt	SM
6" x 78"	HM, Model TAS 150, Angle, Belt, 5HP, 550V	SM
CHEVALIER	Pre-Owned Model FSG-1020AD Programmable Surface Grinder	EMP

IRON WORKERS

38 ton	FABMASTER, Punch, 12" throat, New, 575/3/60	WM
55 ton	FABMASTER, 4" angle, 12" flat, 1-1/4" bar, New, In Stock	WM
55 ton	EMPRO 55 Ton, Model I-55T - IN STOCK	EMP
60 ton	FABMASTER, Punch, 12" throat, New, Stock	WM
60 Ton	Marvel 60 Ton, Model MSIW60D - IN STOCK	EMP
60 Ton	Pre-Owned Durma 60 Ton, Model IW-55 BDT, IN STOCK	EMP
66 ton	FABMASTER, 4" angle, 14" flat, 1-1/2" bar, brake, New, Stock	WM
66 ton	FABMASTER, 5" angle, 14" flat, 1-1/2" bar, New, Stock	WM

SEE THE GX-F AT FABTECH
BOOTH A2123

20KW ADVANCED GX-F

L A S E R

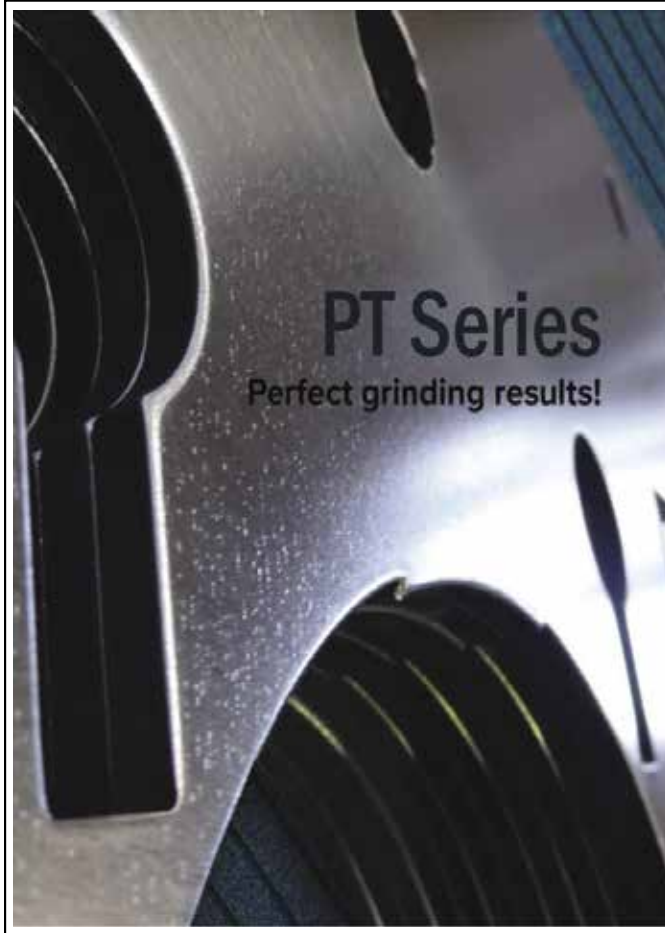
A Masterpiece of *Artificial Intelligence*



Scan to
learn more

 **MITSUBISHI LASER**

mcmachinery.com



WEBER

- Deburring • Deslagging • Edge Rounding
- Laser Oxide Removal • Surface Finishing



FABTECH
Booth #A1378



- PT 3 - 4 stations / 103" belt length
- PT Compact / 85" belt length
- MRB brush system for perfect edge deburring
- DR Planetary head
- Optional vacuum table

Hans Weber Sales & Service
Represented In Canada By:
Stevens Machinery Sales Inc.
P 416.798.3611 • TF 866.798.3611

IRON WORKERS

66 ton	FABMASTER, 5" angle, 14" flat, 1-1/2" bar, Pre-owned	WM
88 ton	FABMASTER, 6" angle, 18" flat, 1-3/4" bar, New, Stock	WM
88 ton	FABMASTER Punch, 20" throat, New, Stock	WM
110 ton	FABMASTER, 6" angle, 24" flat, 1-3/4" bar, New, Stock	WM
135 ton	FABMASTER, 6" angle, 24" flat, 2" bar, New	WM
180 ton	FABMASTER, 8" angle, 30" flat, 2-1/4" bar, New, Stock	WM
180 ton	Durma Ironworker, Model 165/300, 8"x8"x5/8" Angle, 29" x 3/4" Flat shear, 2013, Pre-owned	WM

LATHES & LATHES CNC

LEBLOND REGAL 14" Swing, 40" CC, pre-owned	WM
--	----

LASERS, PLASMA

ALPHA LAZER Prime Series 3015, 4020 & 6025, 5' x 10' - 8' x 20'	EMP
ALPHA LAZER Pro Series Fiber Laser, 5' x 10' - 8' x 40'	EMP
EMPRO 5' x 10' HVAC Plasma Cutting Table c/w Shop Data Software	EMP
MACHITECH Silver Cut Plasma Tables	EMP

MILLING MACHINES

WET DUST COLLECTOR UNIT, 3,000 CFM, Stainless Steel, Model: C7, 7-1/2 Hp Motor, 480 Volt	SM
--	----

NOTCHERS

STRIPPIT 5" x 5" x 10 Gauge Corner Notching Die, Front Table & Guides (2)	SM
CORNER NOTCHING DIES - Various Sizes and Capacities in stock	SM
DIACRO, 16 GAUGE X 6" X 6" - DIACRO, Manual Notcher, on stand	SM
DURMA Pre-Owned Model VN2006, 1/4" Hyd. Variable Angle Notcher	EMP
EMPRO Model HY-4, 10GA. 8.5" x 8.5" x 90 Degree Hydraulic Notcher	EMP
RMD-Baileigh 3" Tube Notcher, RMD- Baileigh, TN800, 2017, like new, Pre-owned	WM

PRESSES

1/2 ton	EMG (NEW), Manual Impact Press, 1" Stroke, 0.008" Impact Stroke	SM
1-1/2 ton	EMG (NEW), Manual Toggle Press, 2.4" Stroke, 9.85" Shut Height	SM
2 ton	AZIMUTH, OBI, Bench Model, 1" St, 4-5/8" SH, Mechanical, 1/3 Hp, 110 Volt	SM
3 ton	MANUAL ARBOR PRESS, 5-1/2" Thrt 12-1/2" Open Height, On Stand	SM
4 ton	ALCECO, OBI, 1-1/4" St, 5-3/4" SH, 1/3 Hp, Mounted on Steel Bench, 550 Volt	SM
4 ton	ALCECO, OBI, 4-8DT, 8" Throat, 1-1/4" St, Mech Clutch, 1/3 Hp, 208/230/460 Volt	SM
5 ton	WHITNEY JENSEN, Kick Press, 24" Deep Throat, Floor Model	SM
8 ton	ALVA ALLEN, OBI, 1-1/2" St, 7" SH, Mech Clutch, Floor Standing, 1/2 Hp, 110 Volt	SM
8 ton	ALVA ALLEN, OBI, 2-3/4" St, 8-3/4" SH, 10" Deep Throat, Floor Standing, 3/4 Hp, 550 Volt	SM
8 ton	ALCECO, OBI, 1-1/2" St, 6" SH, Mech Clutch, Mounted On Steel Bench, 1 Hp, 550 Volt	SM
12 ton	ALVA ALLEN, OBI, 1-3/4" St, 8" SH, Mech Clutch, Floor Standing, 3/4 Hp, 550 Volt	SM
15 ton	ROUSSELLE, OBI, 2" St, 7-3/4" SH, Mechanical Clutch, 1 Hp, 550 Volt	SM

PRESSES

20 ton	BLOW, OBI, 2" St, 7-3/4" SH, Mech. Clutch, 1 Hp, 550 Volt	SM
22 ton	NIAGARA, OBI, 2" St, 8-3/4" SH, Air Act. Mech Clutch, Palms, Foot Pedal	SM
25 ton	YOSHINO, PIERCING, 3/4" Stroke, Air Clutch, 575 Volt, Palms, Safety Control	SM
25 ton	ROUSSELLE, OBI, Air Clutch & Brake, 15" Throat, 2" St, 10-1/2" SH, 2 Hp, 550 Volt	SM
28 ton	BROWN BOGGS, OBI, 2-1/2" St, 6-3/4" SH, Air Act Mech Clutch, 2 Hp, 550 Volt	SM
30 ton	BROWN BOGGS, OBI, 2-1/2" St, 9" SH Over Bed, Mechanical Clutch, 2 Hp, 550 Volt	SM
30 ton	BROWN BOGGS, OBI, 2-1/2" St, 6-3/4" SH, Air Act Mech Clutch, 2 Hp, 550 Volt	SM
30 ton	BROWN BOGGS, OBI, 6" St, 9-3/4" SH, Air Act Mech Clutch, 3 Hp, 550 Volt	SM
60 ton	BROWN BOGGS, 17.5 LJA, 5" str. Air clutch, light curtains, 86 SPM, Pre-owned	WM
66 ton	SEYI SN1-66S, new	WM
121 ton	SEYI SN1-121, new	WM

PRESS BRAKES

ELECTRIC CNC PRESS BRAKE (NEW) - COASTONE (MADE IN FINLAND SINCE 2004), NEW	SM
ELECTRIC CNC 2 D GRAPHIC CONTROLS, 34" X 25 TON TO 13 FT X 165 TON, 3 AXIS TO 7 AXIS LASER GUARDS, SERVO DRIVE BALL SCREWS TO RAM WITH ENCODERS, CNC RAM CROWNING (STANDARD ON ALL MACHINES OVER 6 FT, 550 VOLT, PSR READY, TRAINING & INSTALLATION	SM

12 Ft Bottom Die Holder, 2-1/2" H x 3" W x 1/2" Top Slot, Grub Screws Every 10", 3/4" H x 1/2" W Tang on Bottom	SM	
40 ton x 4'	MITSUBISHI, Servo Electric Press Brake	EMP
65 ton x 8'	PIRANHA- ALLSTEEL, Hydraulic, machined for Angles, Pre-owned	WM
140 ton x 8'	Wysong, 7 axis CNC, Pre-owned	WM
148 ton x 10'	EMPRO Hydraulic Press Brake	EMP
110 ton x 10'	SAFAN E-Brake, new in stock	WM
110 ton x 10'	FabMaster, Hydraulic, 4 way die, Upper punch, Hand Crank Back gauge, Pre-Owned	WM
132 ton x 10'	BAYKAL, 5 axis +crowning, tooling, safety lights, stock	WM
140 ton x 10'	SAFAN E-BRAKE ULTRA, New, In Stock	WM
176 ton x 10'	BAYKAL, 7-axis+ crowning, tooling, safety lights, stock	WM
176 ton x 12'	BAYKAL, 5 axis+crowning, tooling, safety laser beams, stock	WM
176 ton x 12'	ERMAK, CNCHAP 11.8 x 176, 4 Axis, CNC crowning Cybele CNC 60, 2008, Pre-owned	WM
220 ton x 12'	SAFAN E-BRAKE, new in stock	WM
242 ton x 12'	DURMA, Pre-owned, Hydraulic Press Brake	EMP
264 ton x 12'	BAYKAL, Delem 66 control, 5 axis, CNC crowning, 2011, Safety Laser beam, Pre-owned	WM

PUNCHING MACHINES

"C" PUNCHES, STRIPPIT & UNIPUNCH- All Sizes - Over 100 - boxes of punches & dies - all sizes	SM
CLINCHING TOOL, NORLOK, Flange Watson, Portable, Air/Oil Booster Unit, 2 Pieces of 14 Gauge, 110 Volt	SM
ROTEX, 8 ton, 18 Stations, Manual Turret Punch, #18C-2.25, 26" Throat, All Punches & Dies,	SM



**IF A PICTURE IS WORTH A THOUSAND WORDS
THEN THESE PICTURES SPEAK VOLUMES**



C-SERIES PRESS BRAKES



G-SERIES PRESS BRAKES

**Why would a company buy more than one Coastone Machine?
Simple: Coastone Machines offer "NO COMPROMISE"**

RAW POWER WITH UNMATCHED PRECISION
*These machines are all electric, servo-driven, built to run for decades,
even in the most demanding environments.*

› HYDRO APPROVAL › PSR READY › N/A, AMADA or WILA TOOL HOLDERS › TRAINING › LASER GUARDS › DELIVERY › 575 VOLT CSA



TAPPING MACHINES

TapOne

- T 1220 is a full range machine, able to load full size sheets on the table (1250 x 1250mm)
- It has 3 spindels for different threads; each one with it's own programmable speed and micro lubrication.
- Big parts, small parts, big threads (max M10), small threads, thin parts, thick parts (up to 50kg).
- Controlled by Touch Screen

MultiTapper

- MultiTapper MT 1220 is a bridge type machine with rigid die anvil with combination of tapping and counter sinking.
- The MT 1212 has 3 spindels for different threads, plus one optional 4th spindle.
- Able to operate at high speed with guaranteed accuracy.
- MT 1212 can be programmed by its own TapOne control or can be integrated with your existing CAM software.



THE BULL SERIES

**SMALL FOOTPRINT WITH BIG POWER
ECOLOGY FRIENDLY, LOW OPERATING COST**

Thanks to the simple drive system, the average power consumption of the Bull Series is only 1 - 3 kW. The absence of a hydraulic system eliminates expensive hydraulic fluid changes, spare parts, valves and maintenance expenses, common to hydraulic press brakes.

- The Bull Series has a closed O-frame construction that has been designed for high tonnage.
- O-frames have less vertical and horizontal deflecting, which means less weight, better accuracy and a Small Footprint with Big Power.
- The Bull Series includes Coastone's standard user friendly Cone TC programming that even inexperienced operators will be making parts on their first day.

STEVENS MACHINERY SALES INC.

26 Airview Road, Unit #A, Etobicoke (Toronto) ON., M9W 4P2 Ph: 416-798-3611 TF: 1-866-798-3611

www.stevensmachine.com • email: andrew@stevensmachine.com

**NEW
version 3**

SLAG Hog

**GRIND OUT
MORE PROFIT**

NEW AND IMPROVED

- NEW 10 AMP MOTOR
- NEW LONGER LIFE DRIVE SHAFTS
- NEW HEAVY DUTY INDUSTRIAL GEARING



SLAT SHIELD PLUS



RHINO HAMMER

SLAGHOG™ efficiently removes slag from your **CO2** or **Fiber Laser** slats.

It increases the life of your slats, reduces down-time due to slat change out and helps maximize actual production time. It works great on steel or copper slats. A standard laser table can typically be cleaned in about **10 minutes** by a single operator. Call for more information.



1.866.995.9910

FMS Fabricating Machinery Solutions Inc.

www.fmscanada.ca

FMS is the exclusive Canadian distributor of the SLAG Hog slat cleaner.

ROLLS - ANGLE, PLATE & TUBE

1.5" x 3/16"	SAHINLER, Angle Roll, PK-30, New
2" x 1/4"	SAHINLER, Angle Roll, HPK-35, new
2" x 1/4"	SAHINLER, Angle Roll, HPK-50, new
2" x 1/4"	SAHINLER Angle Roll, HPK-65
3" x 1/4"	SAHINLER Angle Roll, HPK-80
4" x 3/8"	SAHINLER Angle Roll, HPK-100
60" x 14ga	EMPRO, STOCK - 60" x 14 GA, Powered Slip Roller - R-0520H
60" x 10ga	EMPRO, STOCK - 60" x 10 GA, Powered Slip Roller - R-0535H
60" x 10ga	EMPRO, STOCK - 50" x 16 GA, Powered Slip Roller - X5016E
60" x 10ga	EMPRO, STOCK - 36" x 22 GA, Powered Slip Roller - R3622E
60" x 1/4"	EMPRO, STOCK - Power Slip Roller - R-0570H
4' x 16ga	TENNSMITH powered Slip Roll, new,
4' X 10ga.	SAHINLER Plate Roll
5' x 3/16"	SAHINLER Roll
5' x 1/4"	SAHINLER, Hydraulic Roll, New
10' x 5/16"	SAHINLER, HYDRAULIC, 4 ROLL, Model 4R HS 30-260
10' x 5/8"	SAHINLER, HYDRAULIC, 4 ROLL, Model 4R HSS 30-360

SAWS

WM	Cold Saw	SOCO, 14- 1/2" blade, manual, New, Stock	WM
WM	Cold Saw	SOCO, 14- 1/2" blade, fully automatic CNC, new, stock	WM
WM	Cold Saw	SOCO, Automatic, Model 350 FA, 4" Cap., Pre-Owned	WM
WM	Cold Saw	HYD-MECH Cold Saw, 370-2CNC, Fully Automatic, 12 Hp., 2017, Pre-owned	WM
WM	ROLL-IN, Vertical Bandsaw, BAXTER, 115B, 10" x 13" Capacity, 18" x 30" Table, 3/4 Hp. Motor, 110 Volt		SM
WM	ROLL-IN, Vertical Bandsaw, E.R. MAIER, KM1012, 10" x 12" Capacity, 18" x 30" Table, 1 Hp. Motor, 110 Volt		SM
EMP	ROLL-IN, Vertical Bandsaw, VERTICUT, 115B, 10" x 13" Capacity, 18" x 30" Table, 3/4 Hp. Motor, 110 Volt		SM
EMP	Veritcal Saw	HYD-MECH, V18, 45 Degree tilt L & R, Pre-Owned	WM

SHEARS

EMP	4' x 10 ga	SAMPSON, Hydraulic Shear, New, Stock	WM
EMP	3' x 16 ga	TENNSMITH, Foot Shear, New, In Stock	WM
WM	4' x 16 ga	TENNSMITH, Foot Shear, New, In Stock	WM
WM	4' x 16 ga	TENNSMITH Pneumatic Shear, new, stock	WM
WM	4' x 16 ga	TENNSMITH Hydraulic Shear, new, stock	WM
WM	50" x 16 ga	EDWARDS, Pneumatic Shear, Pneumatic Foot Pedal, Pneumatic Hold Downs	SM
WM	10' x 14 ga	JOUANEL Electro-Mechanical Shear, IN STOCK	EMP
WM	10' x 14 ga	TENNSMITH LM1014F, Shear, New	WM
	10' x 10ga	EMPRO Electro Mechanical Shear, IN STOCK	EMP
	10' x 1/4"	EMPRO Hydraulic Shear,	EMP
SM	10' x 1/4"	BAYKAL Hydraulic Swing Beam Shear, new, stock	WM
SM	10' x 16 ga	JOUANEL Electro-Mechanical Shear, IN STOCK	EMP
WM	10' x 14 ga	TENNSMITH LM1014F, Shear, New	WM
WM	10' x 1/4"	EMPRO Hydraulic Shear	EMP
WM	10' x 1/4"	BAYKAL Hydraulic Swing Beam Shear, new, stock	WM
WM	10' x 1/4"	FabMaster Hydraulic Swing Beam Shear, S1025, Mot. Back Gauge, Pre-Owned	WM
WM	10' x 5/16"	BAYKAL Hydraulic Swing Beam Shear, 2020, Rear Sheet support, pre-owned, stock	WM
WM	10' x 3/8"	BAYKAL Hydraulic, CNC, Guillotine Shear, 2021, Rear Sheet Support, pre-owned, stock	WM
EMP	10' x 14 ga	VIMERCUTI, Hydraulic, CNC Back Gauge, Power Rake & Gap, 10 Hp, 550 Volt	SM
EMP	52" x 14 ga	SAMPSON, Hydraulic, 40 SPM, Single/Continuous, Electric Foot Pedal, 3 Hp, 550 Volt	SM
EMP	52" x 14 ga	EMPRO Hydraulic Shears, H5214- 220/1, 220/3, & 575/3 Phase	EMP
EMP	60" x 14 ga	EMPRO, Model H6014 - 60" x 14 Ga Hydraulic Shears	EMP

SAWS

Band Saw	Vertical, KBC, 18" Throat, Blade Welder, Var. Speeds, 23" x 17" Table, 2 Hp, 220/60/1 Volt	SM
Band Saw	Vertical, FRIGGI, 20" TH, BLD Welder, Var. Speeds, 27" x 27" TBL, Coolant, 10" Blade Hight	SM
Band Saw	HYD-MECH DM-10, 9-3/4" round cap., new, stock	WM
Band Saw	HYD-MECH Saw, S20M, 13"cap. round, new, stock	WM
Band Saw	HYD-MECH Saw, S20P, 13"cap. round, new, stock	WM
Band Saw	HYD-MECH Saw, S20P, "cap. round, Pre-Owned, 2018, stock	WM
Band Saw	HYD-MECH Saw, S20A, automatic feed, 13"cap., new, stock	WM
Band Saw	HYD-MECH Saw, S23A, automatic feed., new in stock	WM
BAND SAW, Vertical, T.JAW, Md 700D, 28" Thrt, 29" x 27" Table, Blade Welder & Grinder, 2 Hp, 550 Volt		SM
Band Saw	1600 -ELLIS Bandsaw, 90" Round @ 90 degrees	EMP
Band Saw	ELLIS, Model 1800, Mitering Bandsaw	EMP
Band Saw	Hyd-Mech, Pre-owned S20 Series III Horizontal Bandsaw	EMP
Band Saw	Hyd-Mech, Pre-owned S23 Horizontal Bandsaw	EMP

SHEET METAL EQUIPMENT

SM	DELTA, 12" Blade, Steel & Aluminium, Drip Coolant, 48" Infeed/Outfeed Extensions, 5 Hp Motor, 575 Volt	SM
WM	FLAGLER 20ga. Pittsburg Machine, new, stock	WM
WM	FLAGLER 24ga. Junior Pittsburg Machine, new, stock	WM
WM	VICON S and Drive cleat rollformer, with pittsburg rolls and 4-1 rolls and slitter, NEW	WM
WM	VICON 20ga., Snap Lock Button Punch, new stock	WM



HYBRID POWER
Introducing the iBend H Series
Up to 50% more energy efficient
20% faster

iLaser PROVEN PERFORMANCE



877-242-9706
mvdcanada.com

EUROSTAMP TOOLING
the Italian excellence

Precision tooling at excellent prices



Trumpf style



Wila style



Bystronic style



MODERN

Machine Tools and Fabrication

BRAKE PRESSES SHEARS LASERS PLASMAS PLATE ROLLS IRONWORKERS CNC MILLING MACHINES BORING MACHINES

MACHINING CENTERS



VE SERIES
Vertical /High Efficiency
Linear Way
V-22iF(iR) / V-30iF(iR)
V-32iF(iR) / V-32AF(AR)
V-42iF(iR) / V-42AF(AR)

HORIZONTAL MACHINING CENTERS



LC SERIES
3 Axe Moving Column
LCH-500/LCV-760



2 Axes Moving Column
MH-500i/MH-630

VERTICAL TURNING CENTERS



NV SERIES
Vertical /High Performance
Linear Way
V-12iP - V-20S / V-30S
V-30M / V-40M - V-40L / V-50L
V-60S - V60i/V80i



VTL SERIES
-High Rigid Of Cross Roller Guide Way Enables Heavy Cutting
-AC Servo Motor & High Accuracy Roller Ball Screw, Direct Drive
As Well As Pretension, Enhance Repeatability and Positioning Accuracy
-High Rigit Construction, Base Close To Square Design, Less Vibration, -2 Axis

LEAD

5 AXIS MACHINING CENTERS



MCV SERIES
Vertical /Heavy Duty Box Way
MCV-1300iSM
MCV-1500i/MCV-1500i+
MCV-2000i



IT SERIES
High Rigidity Structure Design
Rollar Type Guide Way
3 Axis Ball Screw Prestressing



MU SERIES
Optimized Structure for Stable Moving
Dual Nuts Ball Screw Design in X and Y Axis
Three Axis Roller Type High Rigidity Guide Way

MODERN TOOL HAS A COMBINED INVENTORY OF OVER 600

ONTARIO OFFICE:

1215 RINGWELL DRIVE, NEWMARKET, ONT., L3Y 8T8
1-905-235-4199

WWW.MODERN

Newmarket, ON * Calgary, AB * Edmonton

TOOL LTD

ation Equipment since 1960

ILLS SAWS CNC LATHES & MANUAL LATHES GRINDERS ROLL BENDERS PORTABLE MACHINE TOOLS TUBE & PIPE BENDERS



HORIZONTAL TURNING CENTERS



T-5i SERIES

Powerfull Main Spindle 7.4Hp ~ 14.7Hp
Rigid 30 deg. Slant Bed Cast Iron Base
6 ~ 8 Inch Chuck Standard
45mm Bar Capacity Standard, 2 Axis



LTC-200 SERIES

Powerfull Main Spindle 14.7Hp
Rigid 30 deg. Slant Bed Cast Iron Base
8 Inch Chuck Standard
52mm Bar Capacity Standard, 2 Axis



LTC-30i SERIES

Powerfull Main Spindle 29.5Hp
Rigid 45 deg. Slant Bed Cast Iron Base
12 Inch Chuck Standard
103mm Bar Capacity Standard, 2 Axis

WELL®



LTC SERIES

Powerfull Main Spindle 24.8Hp
Rigid 45 deg. Slant Bed Cast Iron Base
10 Inch Chuck Standard
77mm Bar Capacity Standard
2 Axis



LTC-25i SERIES

Powerfull Main Spindle 24.8Hp
Rigid 45 deg. Slant Bed Cast Iron Base
10 Inch Chuck Standard
77mm Bar Capacity Standard
2 Axis



T-6SMY/MY SERIES

Powerfull Main Spindle With High Torque
and 6000rpm Spindle Speed
6 Inch Chuck Standard
52mm Bar Capacity Standard, 3 Axis



LTC-25iSMY SERIES

Multi-Tasking Turning Center with
Main Spindle + Sub Spindle + Power Turret
(BMT-65) + Y-Axis, And With High Level
FANUC Controller (31i), 3 Axis



TW SERIES

For Sanitary & Automotive Industry
Short Load/Unload Time
Turning Different Parts On Each Spindle
Space Saving & Ergonomic Design, 2 Axis

0 MACHINES (BOTH NEW AND USED) FOR QUICK DELIVERY.

RNTOOL.COM

CALGARY OFFICE (HQ):

11488 70TH STREET SE, CALGARY, AB, T2C 4Y3
1-403-236-1150

on, AB * Saskatoon, SK * Atlantic Canada

V-18APC-60

AUTOMATIC VERTICAL BAND SAW

FABTECH
September 11 - 14, 2023
McCormick Place - Chicago
Booth #A4542

CMTS
CANADIAN MANUFACTURING
TECHNOLOGY SHOW 2023
Booth #711

OUR AFFORDABLE, HIGH QUALITY SAWS ARE UNMATCHED IN PROVIDING THE BEST COST-PER-CUT ON THE MARKET

18" X 22" CAPACITY
7.5 HP VFD
1 1/4" BLADE

- AUTOMATIC PROGRAMMABLE MITERING
- FOUR FULL STROKING HYDRAULIC VISES
- AUTOMATIC MULTI-INDEXING
- POWERED MOVEABLE GUIDE ARM

The V-18APC-60 is a automatic ver band saw with the ability to miter from left to 60° right. You can choose a left right side infeed. A 3 degree fixed canted head allows for more efficient cutting and improved blade life when cutting larg beams, structural steel, and bundles of square tubing.



RELIABLE SAWS. RELIABLE PEOPLE.
HYDMECH.COM

SHEET METAL EQUIPMENT

EMPRO	STOCK - 10 Ga 90 Degree Fixed Angle Hydraulic Notcher	EMP
EMPRO	STOCK - 48" Gang Slitter	EMP
FLAGLER	STOCK - PRE-OWNED 20 GA PITTSBURGH ROLLFORMER	EMP
FLAGLER	STOCK - PRE-OWNED 16 Ga PITTSBURGH ROLLFORMER	EMP
DURO DYNE	STOCK - PRE-OWNED MACH III PINSPOTTER	EMP
IOWA PRECISION	STOCK - PRE-OWNED CORNER CADET	EMP

TUBE MACHINERY

ADDISON MCKEE	Tube End former, Model FM-150ER, 6" Capacity, 2006, Pre-owned	WM
SPIRAL HELIX	3600 Tubeformer	EMP

WELDING EQUIPMENT

Spot Welder	25 KVA, WELDOMATIC, Spot Welder, 18" Throat, Weltronic Decade 5 Control, Air Foot Pedal, 550 Volt	SM
Spot Welder	18 KVA, REX, 14" Arms, Water Cooled Tips, Mech. Treadle, 550 Volt	SM
Spot Welder	15 KVA, WELDOMATIC, 7-1/2" Arms, Water Cooled Tips, Mech. Treadle, 550 Volt	SM
Spot Welder	10 KVA, WELDOMATIC, 12" Arms, Water-Cooled Tips, Mech. Treadle, 550 Volt	SM
Wirefeeder	FRONIUS, VR1500, Robotic, 4 Roller Drive, Digital Controlled For 3 rd Axis, New	SM
SAND BLAST CABINET	Pre-Owned, Model P-3636-6, Pressure Dry Blast Cabinet	EMP
50kva, SIP, Press type, 18" throat, Solid state control, Pre-owned		WM

MISCELLANEOUS EQUIPMENT

Air Compressor	- 10 HP, 80 Gallon Horizontal Tank, Two Stage Piston Vee Head, 550 Volt	SM
Air Compressor	- 15 HP, 120 Gallon Hor. Tank, Two Stage Piston Vee Head, 550 Volt	SM
ROPPER WHITNEY	- Rotary Turning, 24ga., Pre-owned	WM



CENTRAL RAIL SUPPLY LTD.

P.O. BOX 5158, L.C.D. 1, HAMILTON, ONTARIO L8L 8G1

➤ **CENTRAL RAIL** ◀
NEW AND RELAY RAIL
MINING RAIL & SWITCHWORK
JOINT BARS / TRACKBOLTS
FASTENERS

www.centralrailsupply.com

Tel: (905) 521-8477 - Fax: (905) 529-7912

Email: info@centralrailsupply.com

RAINBOW ELECTRONICS

Rainbow Electronics is dedicated to being the leader in Resistance Welding by consistently providing products of the highest quality, service and knowledge to our customers. We offer customized equipment for many different industries such as steel doors, automotive, metal furniture, water heater, and many more.


Rainbow also has an in house machine shop that can manufacture specialty electrodes, custom weld arm holders, just to name a few.

STANDARD WELDERS

New Welders



Overhauled Welders



CUSTOM WELDERS



RAINBOW ELECTRONICS

1700 Bonhill Road, Mississauga, ON L5T 1C8 Tel: (905)565-1980, Fax: (905)565-1981

Email: welding@rainbow-electronics.com

www.rainbow-electronics.com

Oblong Punches and Dies

IO16 OBLONG Punches and Dies		IO20 OBLONG Punches and Dies		IO26 OBLONG Punches and Dies	
IO16 - IO55		IO20 - IO59		IO26 - IO62	
					
IO16 Punches	IO55 Dies	IO20 Punches	IO59 Dies	IO26 Punches	IO62 Dies
\$65.00	\$65.00	\$70.00	\$70.00	\$82.00	\$82.00

KEYWAYS & WHISTLE STOPS FURNISHED UPON REQUEST!



To view our complete Oblong Stock List go to:

<http://punchtools.com/ironworker>



Punch Cross Reference Table

Punch Tools	CST	CPD	AP	GF	Mechant	Piranha	Mubea
I16	219	F16	119	37	DH	H1	
I20	221	F20	121	40	EA	H2	
I26	228	F26	128	45	EF		

Die Cross Reference Table

Punch Tools	CST	CPD	AP	GF	Mechant	Piranha	Mubea
I55	413	F55	313	81	JB	H1	
I59	417	F59	317	82	JC	H2	
I62	419	F62	319	85	JF		

Press Brake Louver Tools

Capacity to 12GA Stainless



For a video demonstration and more information go to:
<http://punchtools.com/louwer>

Punch Tools Inc.

Toll Free: 1.800.668.4996 • Website: www.punchtools.com • Email: orders@punchtools.com

Proudly Made in Canada by Punch Tools

ANGLE/CHANNEL/FLAT/ROUNDS/SQUARES/EXP METAL/ PLATE

8 tons	Angle 2 x 2 x 3/8 x 34' -3"	SALIT STEEL
54 pcs	Angle 2 x 2 x 3/8 x 14' -3"	SALIT STEEL
200 pcs	Flat Bar 1/8 x 1 1/2 x 5.583	SALIT STEEL
1 tons	Flat Bar - 3/16 x 1/2 x 20'	SALIT STEEL
2 tons	Flat Bar 1/2 x 2 3/4 x 20'	SALIT STEEL
2 tons	Flat Bar 5/16 x 1 1/2 x 20'	SALIT STEEL
2 tons	Flat Bar 5/16 x 2 1/4 x 20'	SALIT STEEL
3 tons	Flat Bar 5/16 x 3 1/2 x 20'	SALIT STEEL
5 tons	Flat Bar 5/16 x 4 x 20'	SALIT STEEL
3 tons	Flat Bar 5/16 x 7 x 20'	SALIT STEEL
1 ton	Flat Bar 5/8 x 2 x 20' no MTR's	SALIT STEEL
2 tons	Flat Bar 1/2 x 2 3/4 x 20'	SALIT STEEL
70 pcs	Flat Bar 1/2 x 5 x 6.5'	SALIT STEEL
2 tons	Flat Bar 3/4 x 1 1/4 x 20'	SALIT STEEL
2 tons	Flat Bar 1 x 7 x 20'	SALIT STEEL
2 tons	Flat Bar 1 1/4 x 5 x 20'	SALIT STEEL
44 pcs	Round Bar - 1 3/8" x 15' - wavy	SALIT STEEL
44 pcs	Round Bar - 1 3/8" x 5' - wavy	SALIT STEEL
26 pcs	Round Bar - 7/8" x 8'	SALIT STEEL
16 pcs	Expanded Metal - 1" - 12F 48 x 96'	SALIT STEEL
3 pcs	Plate - 2" x 96 x 240 - 50W	SALIT STEEL
10 pcs	11 ga. Sheet 48.5 x 96 - Rusty -	SALIT STEEL

TUBE AND PIPE

1 pcs	1.315" od x .100 wall x 24'	SALIT STEEL
1 pcs	9 5/8" od x .250 wall x .42'	SALIT STEEL
8 pcs	8 x 3 x .250 x 48' - rusty, no MTR's	SALIT STEEL
32 pcs	8 x 3 x .375 x 24' - rusty, no MTR's	SALIT STEEL
9 pcs	8 x 3 x .500 x 24' - rusty, no MTR's	SALIT STEEL
1 pcs	8 x 6 x .500 x 24' - rusty, no MTR's	SALIT STEEL
1 pcs	8 x 6 x .500 x 24' - rusty, no MTR's	SALIT STEEL
1 pcs	10 x 8 x .625 x 48' - rusty, no MTR's	SALIT STEEL
1 pcs	14 x 4 x .250 x 23'	SALIT STEEL
1 pcs	14 x 4 x .375 x 48' - A500C	SALIT STEEL
1 pcs	14 x 14 x .375 x 29' A500C	SALIT STEEL
1 pcs	16 x 12 x .313 x 27.083' A500C	SALIT STEEL

I BEAMS & WIDE FLANGE

17 pcs	WF Beam - 8 @ 35 x 7.5" to 8'	SALIT STEEL
17 pcs	WF Beam - 21 @ 44 x 8.5' to 10'	SALIT STEEL
10 pcs	WF Beam - 21 @ 50 x 8' to 12.25'	SALIT STEEL

RAIL - STEEL

30# ASCE RAIL - 20' & 30' LTHS.	CENTRAL RAIL
40# ASCE RAIL - 20', 30' & 40' LTHS.	CENTRAL RAIL
60# ASCE RAIL - 20', 30' & 40' LTHS.	CENTRAL RAIL
80# ASCE RAIL - 39' LTHS.	CENTRAL RAIL
85# ASCE RAIL - 39' LTHS.	CENTRAL RAIL

 Canadian Owned , Family Operated



INDUSTRIAL GASES



WELDING EQUIPMENT



FABTECH

June 14 - 16, 2022, Toronto Congress Centre Booth #10051

201 Basaltic Road, Concord, ON., L4K 1G4

Ph: 416-658-1212 Email: richard@josefgases.com Website: www.josefgases.com



FORKLIFT PROPANE



WELDING WIRE & ELECTRODES

Kubes Steel Quick Reference Chart for 2-Axis Section Rolling and Bending

Beams Easy Way To 40" section depth	Beams Hard Way To 27" section depth	Beams Swept To 40" section depth	Beams Cambered To 40" section depth	Tee Stem Up/Down To 18" Section Depth	Tee Stem In To 18" Section Depth	Tee Stem Out To 18" Section Depth	Pipe to 42" Diameter
Channel Toe In To 18" section depth	Channel Toe Out To 18" section depth	Channel Hard Way To 18" section depth	Kubes can custom form Channels to your specifications	Square to 10" x 10"	Round to 10 1/2" Diameter	Flat Bar Easy Way To 4" x 22"	Flat Bar Hard Way To 2 3/8" x 16"
Angle Leg In To 8 x 8 x 1 1/4"	Angle Short Leg In To 8 x 8 x 1 1/4"	Angle Long Leg In To 8 x 8 x 1 1/4"	Angle Heel In To 8 x 8 x 1 1/4"	Angle Leg Out To 8 x 8 x 1 1/4"	Angle Short Leg Out To 8 x 8 x 1 1/4"	Angle Long Leg Out To 8 x 8 x 1 1/4"	Angle Heel Out To 8 x 8 x 1 1/4"
Square HSS To 20" x 20"	Square HSS Diagonal To 20" x 20"	Rectangular HSS Easy Way To 20" x 16"	Rectangular HSS Hard Way To 20" x 16"	Round HSS To 42" Diameter	Standard Rail Ball Up To 135# / Yd	Standard Rail Ball In To 135# / Yd	Standard Rail Ball Out To 135# / Yd

KUBES STEEL
WHERE METAL TAKES SHAPE

Canada's Source for:
Structural Section, Pipe, Plate Rolling and Forming
Solutions for Architectural, Structural, Manufacturing,
Mining and Mechanical Process Applications



STEEL PLUS NETWORK LLC



Contact us:
930 Arvin Avenue
Stoney Creek, Ontario
Canada L8E 5Y8
Toll Free: 1.877.327.8357
Telephone: 905.643.1229
Facsimile: 905.643.4003
Email: kubes@kubesteel.com
www.kubesteel.com

ISO 9001

Where service is still personal



LARGE INVENTORY SALE of "C" FRAME PUNCHES and DIES



Large Inventory of C-Frame Punches and Dies, including those from:
STRIPPIT and UNIPUNCH
"DIFFERENT SIZES AVAILABLE"
ONE FAIR OFFER CAN TAKE IT ALL!

STEVENS MACHINERY SALES INC.

26 Airview Road, Unit A, Etobicoke (Toronto) ON., Ph:(416) 798-3611 • TF: 1-866-798-3611
www.stevensmachine.com Email: andrew@stevensmachine.com



STEEL MARKETPLACE

12 - 111 Fourth Ave., Suite #351 St. Catharines, ON L2S 3P5
Phone: 905-685-4766
Email: info@steelmarketplace.com
Website: www.steelmarketplace.com

Published Monthly & Distributed Across Canada
To Advertise Please Call
1-800-263-1440

Publisher: Colin Klein Design & Layout: Peak Imaging

To re-direct, cancel or obtain additional copies, please email your request to: info@steelmarketplace.com

NEXT ISSUE: OCTOBER 2023, CLOSING DATE FOR NEXT ISSUE: SEPTEMBER 21, 2023

Steel Marketplace Publication and Logo Copyright © 2013. All rights reserved. No part of this publication may be reproduced without the express permission from the publisher. The publisher assumes no responsibility for statements or claims made by advertisers.

SEPTEMBER 2023 ADVERTISERS INDEX

<u>COMPANY</u>	<u>PAGE</u>	<u>COMPANY</u>	<u>PAGE</u>
Central Rail Supply	10	Machine Solutions	7
Fabricating Machinery Solutions- Slag Hog	6	Modern Tool Ltd.	8 - 9
Hans Weber	4	Punch Tools	12
Hyd-Mech Saws	10	Rainbow Electronics	11
Josef Gases	12	RiverBank Metals	2
Kubes Steel	13	Salit Salit	15
MC Machinery	3	Stevens Machinery	5 -14
		Westway Machinery Ltd.	FC - BC

SALIT STEEL

SALIT GROUP OF COMPANIES

www.salitsteel.com

Salit Steel is made up of an integrated network of companies and partners that together provide a full range of solutions through our Service Centre and Rebar Fabrication Division.

With operations in Ontario, Quebec and Western Canada, we are passionate about delivering outstanding service and value.



Reinforcing Steel Products



Black Rebar



Mesh Rebar and Rolls



Deformed and Smooth Wire



Stainless Rebar



Modular Rebar



Glass Fibre Reinforced Polymer (GFRP)



Fabricated Rebar



Cold Drawn Wire

LOCATIONS TO SERVE YOU:

HEAD OFFICE NIAGARA

7771 Stanley Ave., P.O. Box 837,
Niagara Falls, ON L2E 6V6
Head Office: 905-354-5691 • Fax: 905-356-0809
Toll Free: 1-800-263-7110

Salit Steel Welland

90 Centre St., Welland, ON L3B 5N9
Ph: 905-735-9993 • Fax: 905-735-3955
Toll Free: 1-866-924-0837

Products: Reinforcing Products (Wire & Mesh), Specialty Products (Assembled Rebar), Service Centre
Services: Fabrication, Warehousing, Delivery, Detailing, Estimating, Cutting, Welding (CWB)

Salit Steel Bowmanville

222 Baseline Rd., Bowmanville, ON L1C 1A4
Ph: 905-623-5544 • Fax: 905-623-5564
Toll Free: 1-866-623-5544

Products: Reinforcing Products (Rebar & Mesh), Service Centre, Housing
Services: Fabrication, Painting, Warehousing, Delivery

Salti Steel Burlington

921 Zelco Drive, Burlington, ON L7L 4Y2
Ph: 905-333-3975 • Fax: 905-333-4510

Products: Reinforcing Product (Rebar)
Services: Fabrication, Warehousing, Delivery

Salit Steel Chatham

35 Ivan Rd., Chatham-Kent, ON N7M 5J4
Toll Free: 1-866-434-0067

Products: Reinforcing Products (Rebar)
Services: Fabrication, Warehousing, Delivery

Salit Steel Concord

300 Connie Crescent, Concord, ON L4K 5W6
Ph: 4905-354-5691 • Toll Free: 1-800-263-7110

Products: Reinforcing Products (Rebar)
Services: Fabrication, Warehousing, Delivery

Salit Steel Etobicoke

43 Bethridge Road, Toronto, ON M9W 1M6
Ph: 416-745-1403 • Fax: 416-745-1227

Products: Reinforcing Products (Rebar), Modular Rebar
Services: Fabrication, Warehousing, Delivery, Installation

Salit Steel Fort Erie

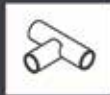
411 Central Avenue, Fort Erie, ON L2E 6X8
Ph: 905-735-9993 • Fax: 905-991-9884

Toll Free: 1-866-924-0837
Products: Reinforcing Products (Rebar, Mesh, and Wire)
Services: Assembly, Rebar Fabrication, Warehousing, Delivery

**Same Day Pick-Up
or Next Day Delivery**

FABMaster

HYDRAULIC IRONWORKERS & PUNCHING MACHINES



Pipe Notching



Angle Bending



Punching



Rounding off
Corners



Press Brake



Punching



Radius Corners



Pipe Punching



Cutting and
Rounding off



Bilateral
Rounding off



Round Bar Shear



Square Bar Shear



Channel Shear



I Beam Shear



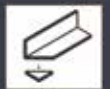
Angle Shear



HIGHEST
QUALITY
BEST
VALUE.



Flat Bar Shear



Angle Miter Shear



Vee Notching



Notching



Notching



Westway Machinery Ltd.
www.westwaymachinery.com

647-308-5985